

**PRAGATI PUBLIC SCHOOL
CLASS I
ACADEMIC SESSION 2023-24**



You'll call it HomeWork....
your child will call it
FUN!!!!



Holidays are the best time of the year,

Time to shout, clap & Cheer!!!

Jump about and have lots of fun,

Enjoy treats in tons and tons!!!

Plan a trip, go around and explore,

Be it mountains or the sea shore!!!

Playing or cycling, whatever you do,

Museums & mountains can be visited too!!!

TTry cool recipes with your grandparents too,

EE Experiments and projects to be done by you!!!

TTry cool recipes with your grandparents too,

EE Experiments and projects to be done by you!!!



***Looking forward to meet to you all in
July.....Happy Holidays!!!!!! Have a great time!***

Dear Parents,

We wish you and your child a very happy summer holiday. It's time to enjoy and create a bond with family, friends and relatives. To utilize this time in the most constructive way we have prepared Holiday Homework for the students on the principle of "learning by doing" for his/her holistic development.

Kindly ensure that the holiday homework is completed by the students under the guidance of the parents.

Physical Development

- * Take your child with you for morning/evening walk.
- * Play different games like hide and seek, football, Ludo, badminton, chess etc. with your child. This will encourage them to express freely and will make them more responsible.

Language Development

- * Encourage your child to converse in English.
- * Choose any one object from your surroundings every day, let your child speak few lines on it to develop their speaking skills.

We are positive that the combined endeavours shall bring about the desired all-around development of the child.

Dear Parents

1. A healthy mind resides in a healthy body so start your day early and set a routine even during vacations. In addition you and your little one can spend some quality time playing or simply making normal conversation to enhance the bond, go cycling, swimming to keep yourself fit and healthy. Encourage your child to take care of personal hygiene by inculcating the following habits:

- **Brushing teeth twice daily.**
- **Combing hair regularly.**
- **Bathing every day.**
- **Washing hands before and after meals.**
- **Trimming the nails and keeping them clean .**
Eating healthy food .
- **Washing hair regularly with a shampoo.**

2. A book is a child's best friend. Develop a love for reading and listening to stories. Suggested series of story books for reading: Pepper, Bruno, Bubbles

3. Encourage self-responsibility and accountability. Encourage them to keep the house clean especially the play area.

4. Watch English Movies like Dumkaata ,Jumbo, Raani aur laalpari.

5. Some activities suggested for the kids to experience and value nature, so that they can understand their importance and protect them.

6. Allow your child to play outdoors, get hurt and dirty. It's okay for them to fall down and experience pain once in a while. Comfortable life within sofa cushions will make your child lazy.

7. Help your children learn a sport or join talent class this summer. While learning new skill/ sport, children stay active and attentive

8. Keep your children away from T.V, mobile phones, computers and other electronic gadgets. They have their whole life for that.

9. Encourage your child to do the homework on their own under parental guidance in legible handwriting .

10. The holiday homework will be assessed. Submission for the same is : first week of July.

11. Revise all the work done till date in notebooks and worksheets .

12. Do all the HHW in 3 in 1 notebook.

A happy and healthy family time is the best way of imparting the much needed life skills to our children. We all wish to see them grow up as responsible and caring individuals who understand the value of time. As parents, it is important to invest your time with them now. With good wishes for a marvelous vacation

ENGLISH

- 1) Read L-1 AND L-2 from The English Channel.
- 2) From your toy box, make a list of any 5 toys. Draw them and write their names and put a/an before them.
(stuff toys, car, blocks, puzzle, kitchen set, bus, gun, dolls, boat, eye mask, face mask, top,...)
- 3) Make two sentences each from the given words:
This / That / He / She / I / is / am
- 4) Lets play Sight words Bingo

SIGHT WORD BINGO



the	was	he	it	had
an	if	said	she	is
too	of	FREE! 	as	were
do	in	this	who	but
that	are	am	what	on

5) Read any one book from the reading list given below. (Online available)

(a) Reading it yourself with Lady Bird – level 1



(b) Jungle Book

(c) The Best Me I Can Be – Scholastic



(d) Any book from Children Book Trust

(e) Or any other book of your choice

- **Make a mask of your favourite character from the story you have read and decorate it. (with chart paper, paper plate etc)**



- **On the basis of the book read by you complete the worksheet given on the next page.**

A "Berry" Good Book!

Directions: Fill in each strawberry to tell about your book.

Name the main character of the story

Write any three naming words

1. _____

2. _____

3. _____

Write any three new words you have learnt

Write any one pair of rhyming words

Title: _____

Author: _____

हिंदी

प्रश्न 1. करवाई गई मात्रा आ (ा) से वाक्य बनाने का अभ्यास लिखित रूप से एक दिन छोड़ कर करे। (15 days)

प्रश्न 2. आ (ा) और इ (ि) की मात्रा से सम्बंधित जानवरो ,पशुओ और पक्षिओ के नाम लिखिए व चित्र A4 में चिपकाइए।

प्रश्न 3 अ, आ ,इ , ई ,उ ,उ मात्राओं के चित्र एकत्रित करके कोलाज बनाइए।

MATHEMATICS

- 1) Repeat the fun maths activity related to the topics done.
- 2) Collect the seeds of different fruits eaten by you during summervacation. Make an observation table as follows:
(You can dry up the seeds and later plant the seeds in the garden or in a public park)

Name of the Fruit	Number of seeds(write in words)	Description of seeds (size,colour, shape etc.)

- 3)Skip count by 2, 5, 10 (you can make it on the shape you like)



EVS

1. Choose any one topic given below:

- a) I love my family
- b) Not wasting food.
- c) Care for animals
- d) Being polite

Perform a deed that depicts value chosen by you.

Draw a picture / click a photograph of you performing the deed.

2. We know that our little ones can shoulder responsibilities well. We want you to help them in becoming successful MANAGERS.

i) Students whose name start with A, P, C, R, E, Y:

You are Energy Managers.

You have to ensure that all lights, fans , A/Cs and coolers are switched off when not in use.

ii) Students whose name start with N, H, U, J, K,L :

You are T.V.Managers.

You have to ensure that T.V. is switched off when nobody is watching.

iii) Students whose name start with M, G, O, B, T :

You are Water Managers.

You have to ensure that there is no wastage of water while brushing , taking bath, cleaning cars and watering plants.

iv) Students whose name start with D, S, Q, I, V, W, X, F, Z :

You are Cleanliness Managers .

You have to ensure that everone keeps things in proper place and order.

➤ Kindly take pictures while at work and make a collage of the same.

3. Make a finger puppets of anyone helper of our society.



(police, doctor, nurse, cleaners, watchman, delivery boys)

1. ADDITION GAME

Skills Developed - Gross motor Skills, Social skills, Thinking skills, Cognitive skills.


Practice makes perfect and we know that it's true when it comes to math. So, let's practice addition with this fun "Paper Plate Addition Game".

This fine motor Math facts activity is a hands-on way for kids to practice Addition. It's so easy to set up and lots of fun.

Supplies Needed –Paper Plate, Buttons, black marker and dice.

How to make – Use black marker to draw a line across the centre of your plate. Next draw a line to divide the top half again. See the image for an illustration. Write a Plus sign between top parts

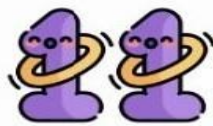
How to Play –Roll one dice, place that number of buttons in the first section of your plate. Roll the dice again. Place that number of buttons in the second section. Add the two sections together and put the correct number of buttons in the bottom half of the plate. Remove the buttons and play again



2. Unscramble the letters and write correct Number names. (Fine motor skills, analytical skills)



E N O



E N E V L E




W T O



W V E L E T



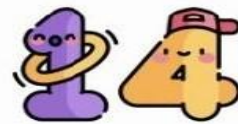
E H R T E



R I H E T T E N



R F U O



R O U F E T E N



E V F I



I F N E F T E



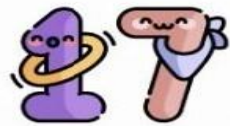
X I S



X I S E T N E



E V N E S



T E E N E S N E V



T G H E I



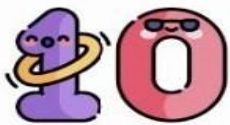
H E I G T N E E



E I N N



N E I N T E N E



N E T



W Y T E N T

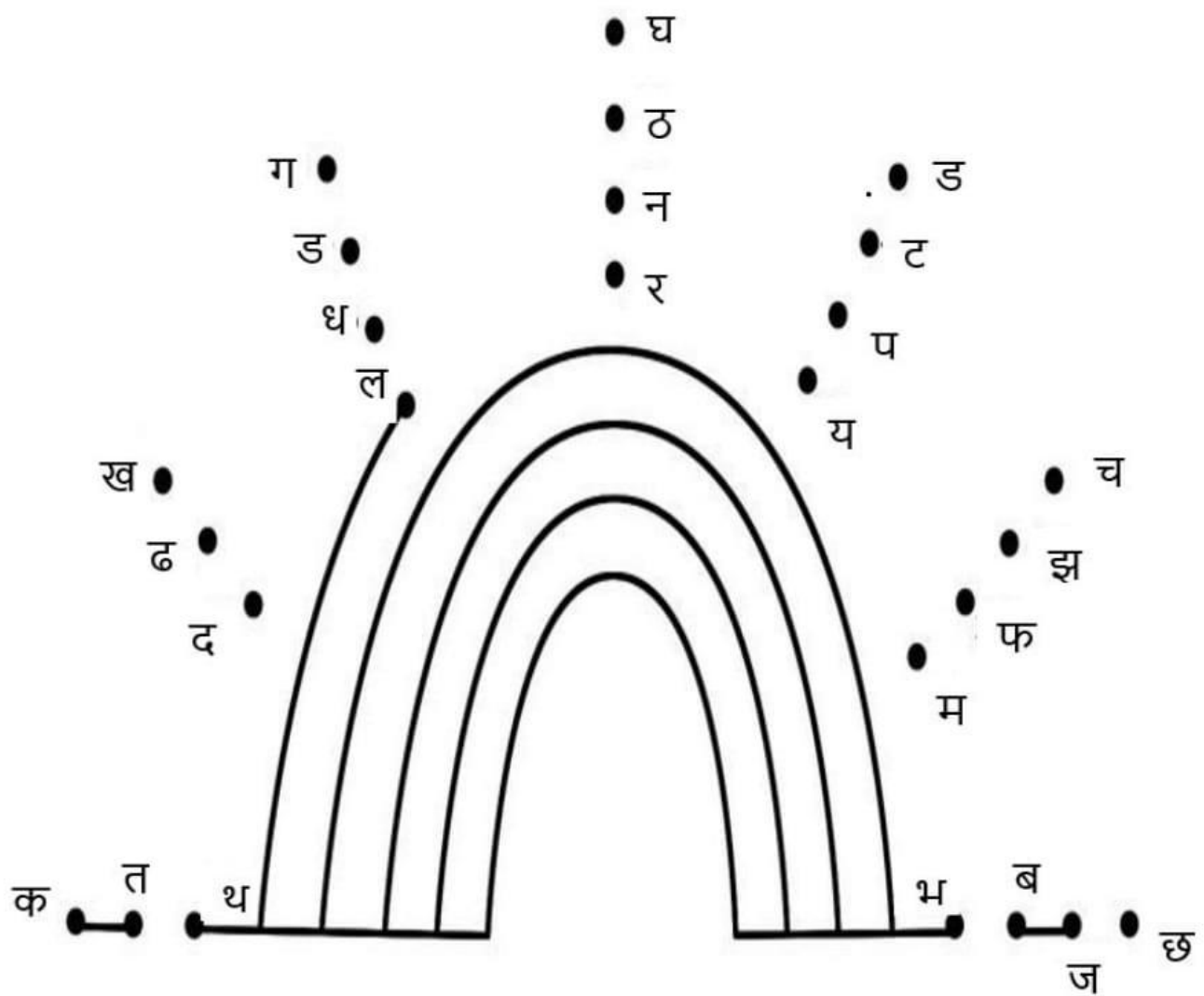

3. What I did in this summer vacation? Kindly colour the sheet and write the details. (Cognitive development)



**4. Make a small video on the places you visited during the summer holidays and send it to your teacher.
(Socio Emotional and Cognitive development)**



5. व्यंजनों के बिंदुओं को जोड़कर चित्र पूरा कीजिए व रंग भरिए - (भाषण - पठन भाषायी कौशल)



6. नीचे लिखी कविता याद कीजिए (कोई एक) व अपनी एक एक्शन के साथ कविता सुनते हुए वीडियो रिकॉर्ड कीजिए तथा अपनी शिक्षिका को भेजिए (श्रवण-भाषण भाषायी कौशल)

★नन्ही जल की बूँदें★



नन्हीं जल की बूँदें
प्यारी-प्यारी जल की बूँदें
बरसातों में खेलें-कूदें
ऊपर से गिरकर मिट जाएँ
सभी बच्चों का दिल बेहलायें
सरे मिल फिर पानी बन जाएँ
तब मानव की प्यास बुझाएं
पानी को हम चलो बचाएं
बिना वजह न इसे बहाएं



★गर्मी आई★



गर्मी आई गर्मी आई,
धूप पसीना लेकर आई।

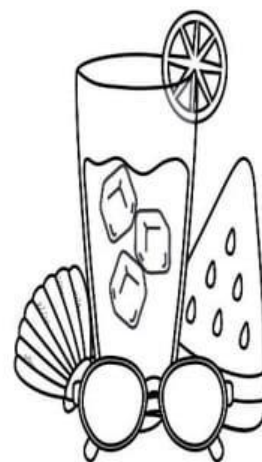
सूरज सिर पर चढ़ आता है,
अग्नि के बम बरसाता है।

मुझे नहीं यह बिलकुल भाई।
गर्मी आई गर्मी आई।

चलो बरफ के गोले खाएं,
ठेले से अंगूर ले जाएं।

मम्मी दूध मलाई लाई।

गर्मी आई गर्मी आई।



7. Have you tried the yumillicious mango shake???!?

This summer try to make mango shake with the help of your mother and write the recipe of it in the boxes given below. It can be a mocktail or a desert also.

Step 1:

Step 2:

Step 3:

Step 4:

Step 5:





Happy
Holidays!

