

## **INDEX**

<b><u>S.No.</u></b>	<b><u>Contents</u></b>	<b><u>Page No.</u></b>
1.	Preface	2
2.	Syllabus in detail :	
	❖ English	3
	❖ Hindi	13
	❖ Mathematics	16
	❖ EVS	25
	❖ Rhymes	33
	❖ Physical Development and Motor Skills	43
	❖ General Knowledge	45
	❖ Music & Dance	54
	❖ Art & Craft	55
	❖ Computer	56

## PREFACE

"YOU CANNOT TEACH A CHILD ANY MORE THAN YOU CAN GROW A PLANT. THE PLANT DEVELOPS ITS OWN NATURE. THE CHILD ALSO TEACHES ITSELF. EDUCATION IS THE MANIFESTATION OF THE PERFECTION ALREADY IN MAN" -**SWAMI VIVEKANAND**.





We as facilitators of education have firm faith in this philosophy. Our aim is to guide children to develop and discover themselves as outstanding, self-reliant members of society with right values.



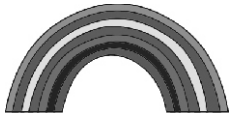

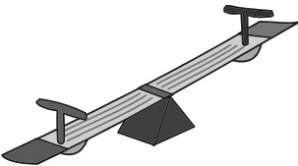

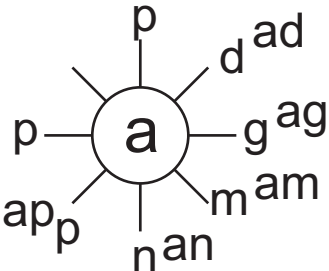
Our innovative, child-centered curriculum has been designed with a view to ignite the curious mind of children and promote wholesome learning. A do-and-learn approach has been adopted which helps children become proactive learners. We have adopted an interdisciplinary approach in order to make learning a stimulating experience. Personal, emotional, physical and social development share equal space with intellectual and cognitive growth.





This syllabus enables children to acquire language proficiency, streamline their chain of thoughts and develop creative imagination. They investigate, observe and explore the environment in greater depth. Numbers are an integral part of our daily routine-hence we lay emphasis on making mathematics meaningful.





The exercises and related activities mentioned in the syllabus enhance the children's learning power and adequately support their development.




We request parents to go beyond the classroom, spend quality time with children and gently guide them when they falter. This will make learning a joyous experience.






MONTH	CONTENT	OBJECTIVE	RELATED ACTIVITIES															
APRIL & MAY	<ul style="list-style-type: none"><li>Oral Recognition of Aa - Zz along with their phonological sounds and words related to each letter. 'A' sound words - oral</li><li>First and last letter of the word : <u>ball</u>, <u>parrot</u>, <u>nest</u>, <u>king</u></li><li><b>Rhymes</b> : Page 32</li><li><b>Story</b> : Little red riding hood</li><li><b>Opposites</b> : Big / Small Tall / Short</li><li><b>Words that go together</b> : table-chair, bat-ball</li><li>Introduction of vowels Words that start with a, e, i, o, u</li><li>Consonants-remaining 21 letters c, s, l, t</li><li><b>Written</b> : Capital A - Z in sequence Small alphabets a, e, i, o, u, c, s, l, t</li></ul>	<p>To enable the children to learn the sounds of the alphabet.</p>  <p>To enhance their ability to compare things.</p>  <p>Phonic drilling :</p> <table><tr><td>sa</td><td>la</td><td>ta</td></tr><tr><td>se</td><td>le</td><td>te</td></tr><tr><td>si</td><td>li</td><td>ti</td></tr><tr><td>so</td><td>lo</td><td>to</td></tr><tr><td>su</td><td>lu</td><td>tu</td></tr></table> <p>Identify the vowels in words</p>	sa	la	ta	se	le	te	si	li	ti	so	lo	to	su	lu	tu	<p>Smart class modules Match the capital letters with the small one</p>  <p>Usage of these words in making sentences</p>  <p>Underline the vowel in each word.</p> <p><b>J.A.M.</b></p> <ul style="list-style-type: none"><li>Myself</li><li>My family</li></ul>
sa	la	ta																
se	le	te																
si	li	ti																
so	lo	to																
su	lu	tu																





MONTH	CONTENT	OBJECTIVE	RELATED ACTIVITIES
	<ul style="list-style-type: none"> <li>Oral Conversation using I, my</li> <li>Understanding first/middle/last sound</li> <li>General awareness Famous Cartoons</li> </ul>	To build up the vocabulary of the children.	
<b>JULY</b>    	<ul style="list-style-type: none"> <li><b>Reading &amp; Recognition</b>  Vowels 'a' 'e' two letter clusters CV words</li> <li><b>Sight Words</b> : a, an , am, at, as , be, he, I, me, we</li> <li><b>Rhymes</b> : Page 33</li> <li><b>Story</b> : Three little pigs</li> <li><b>Opposites</b> : up / down, wet / dry, back / front</li> <li><b>Words that go together</b> : Soap-water, bread-butter</li> <li><b>Oral Conversation</b> : Using me, you</li> </ul>	<ul style="list-style-type: none"> <li>To develop the pre reading skill</li> </ul>     <p>To enhance the speaking skills of the students.</p>	<p>Joining different consonants to vowels 'a' &amp; 'e'</p>   <p>Smart class modules</p> <p><b>J.A.M.</b></p> <ul style="list-style-type: none"> <li>Rainy Season</li> <li>My body</li> </ul>




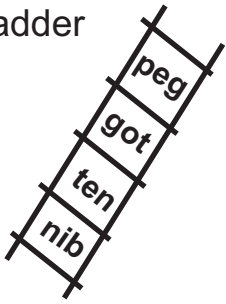
MONTH	CONTENT	OBJECTIVE	RELATED ACTIVITIES
	<ul style="list-style-type: none"> <li>• <b>Written :</b> x, z, k, v, w, n, m, r</li> <li>• <b>Phonic Drilling using different consonant</b></li> <li>• General awareness : Fairy Tales</li> </ul>	<ul style="list-style-type: none"> <li>• <b>Phonic drilling :</b> na    ma    ra ne    me    re</li> </ul>	
<b>AUGUST</b>	<ul style="list-style-type: none"> <li>• Reading vowels : 'i' 'o' 'u' two letter clusters CV words</li> <li>• <b>Sight Words :</b> in, it, is, no, on, of, so, to, go, us, up</li> <li>• <b>Rhymes</b> : Page 36</li> <li>• <b>Story</b> : The ginger bread man</li> <li>• <b>Opposite :</b> rough / smooth, raw / cooked, soft / hard</li> <li>• <b>Words that go together :</b> fork-spoon, cup-saucer, nail-hammer</li> </ul>	<p>To improve the vocabulary of the children.</p> 	<p>Nature walk to collect things those are rough, smooth, hard, soft.</p> <p>Matching Game.</p> 




MONTH	CONTENT	OBJECTIVE	RELATED ACTIVITIES
	<ul style="list-style-type: none"> <li>• <b>Written</b> : f, h, j, b, d, g, p, q, y, a</li> <li>• <b>Phonic Drilling</b> : fa ha fe he fi hi fo ho fu hu</li> <li>• <b>Story Book</b> : Ten pens for Meg</li> <li>• <b>Oral Conversation</b> : using he, she, it</li> <li>• General awareness My Country</li> </ul>	<p>To identify and write uppercase and lowercase letters of the alphabet and identify the sounds they represent.</p> <p>To introduce sound of each letter through phonic drills.</p>	<p>Drilling practice.</p>  <p>HE SHE</p> <p><b>J.A.M.</b></p> <ul style="list-style-type: none"> <li>• My friend</li> <li>• Independence Day</li> </ul>
<b>SEPTEMBER</b>  	<ul style="list-style-type: none"> <li>• <b>Rhymes</b> : Page 37, 38</li> <li>• <b>Sight Words</b> : now, all, but, big, eat, can, for, get, the out</li> <li>• <b>Story</b> : The Magic Pot</li> <li>• <b>Opposites</b> : on / under, wide / narrow, top/ bottom, in / out</li> </ul>	<p>To increase the word vocabulary of the children.</p> 	<p>Enactment and Picture card matching</p> <p>To use these words in making sentences e.g. The apple is on the table.</p>

MONTH	CONTENT	OBJECTIVE	RELATED ACTIVITIES
	<ul style="list-style-type: none"> <li>• <b>Words that go together :</b> cat-dog, king-queen</li> <li>• <b>Written :</b> Introduction of vowels by CVC pattern 'a' 'e' sound words reading &amp; writing. (Consonant vowel consonant)</li> <li>• <b>Story Book :</b> A bug and the nut</li> <li>• Reading words oo, ee, ll sound words</li> <li>• General awareness Majestic Monuments</li> </ul>	<p>To use their knowledge of sounds and letters to write words independently.</p> 	<p>Picture cards game.</p> <p><b>J.A.M.</b></p> <ul style="list-style-type: none"> <li>• Helpers</li> <li>• My teacher</li> </ul> 
<b>OCTOBER</b>	<ul style="list-style-type: none"> <li>• <b>Rhymes :</b> Page 38, 39</li> <li>• <b>Sight Words :</b> one, red, has, see, saw, can, did, our, you</li> <li>• <b>Story :</b> The Pied Piper of Hamelin</li> <li>• <b>Opposites :</b> open / close, early / late, slow / fast</li> </ul>	<p>To increase vocabulary.</p> <p>To speak rhymes &amp; narrate stories with actions &amp; expressions.</p>	<p>Sequencing of the story with the help of flash cards.</p> 







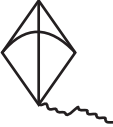

MONTH	CONTENT	OBJECTIVE	RELATED ACTIVITIES
  	<ul style="list-style-type: none"> <li>• <b>Words that go together :</b> lock-key, pen pencil</li> <li>• <b>Written :</b> Introduction of 'i' sound by CVC pattern</li> <li>• <b>Revision of :</b> a, e, i, o, u sound words</li> <li>• Reading words with sh (श), ch (च), th (थ), wh (व्ह) sound.</li> <li>• General awareness Festivals of India</li> </ul>		<p>Cards that go together to match.</p> <p>To decode CVC words and match them with the Picture.</p> <p><b>J.A.M.</b></p> <ul style="list-style-type: none"> <li>• Pet/farm Animals</li> <li>• Favourite character from the story</li> </ul>
<b>NOVEMBER</b>  	<ul style="list-style-type: none"> <li>• <b>Rhymes :</b> Page 40</li> <li>• <b>Sight Words :</b> she, his, her, this, that, they, them</li> <li>• <b>Story :</b> Goldilocks and the 3 bears</li> </ul>	<p>To increase the vocabulary of the children.</p> 	






MONTH	CONTENT	OBJECTIVE	RELATED ACTIVITIES
	<ul style="list-style-type: none"> <li>• <b>Opposites :</b> wake / asleep, sharp / blunt, pull / push</li> <li>• <b>Words that go together :</b> tea-coffee</li> <li>• <b>Written :</b> Introduction to vowel 'o' sound with picture drawing.</li> <li>• <b>Reading &amp; writing of a, e and i, o sound words</b></li> <li>• <b>Picture Composition</b></li> <li>• <b>Reading of sound words</b> (Blend sounds)</li> <li>• General awareness Sports &amp; Famous sports person</li> </ul>	<p>To enable the children share their thoughts without hesitation.</p>  <p>To enable the children use these words in small sentences.</p>	<p><b>J.A.M. :</b></p> <ul style="list-style-type: none"> <li>• Birds, Insects</li> <li>• Speak about your favourite character of the story.</li> </ul> <p>Matching game using flash cards.</p> <p>Rhyming words : ot - hot, cot, not og - log, hog, fog op - top, cop, hop ob - job, bob, rob</p>
DECEMBER	<ul style="list-style-type: none"> <li>• <b>Rhymes :</b> Page 41</li> <li>• <b>Sight words :</b> look, was, will, have, where, when, what</li> <li>• <b>Story :</b> The Red Hen</li> </ul> 	<p>To improve their vocabulary skills. The rhymes &amp; stories will make language acquisition an enjoyable experience.</p>	<p>Word game : bob - cob - mob</p> 



MONTH	CONTENT	OBJECTIVE	RELATED ACTIVITIES
 	<ul style="list-style-type: none"> <li>• <b>Opposites :</b> off / on, rise / fall, hot / cold</li> <li>• <b>Words that go together :</b> sweet-sour, sun moon</li> <li>• <b>Picture Composition</b></li> <li>• <b>Written :</b> Introduction of 'u' sound words with pictures.</li> <li>• <b>Use of :</b> a/an and one many</li> <li>• <b>Life Skills :</b> Respecting Elders.</li> <li>• <b>Story Book :</b> The Red Hen</li> <li>• <b>Revision of sight words</b></li> <li>• <b>Reading in the book :</b> "The Little Red Hen"</li> <li>• General awareness Musical Instruments &amp; dances of India</li> </ul>	<p>To use their knowledge of sounds and letters to write words independently.</p> <p>To improve their auditory skill.</p>  <p>To enable Sentence reading using sight words</p>	<p>Word ladder</p>  <p>Smart class modules</p> <p><b>J.A.M. :</b></p> <ul style="list-style-type: none"> <li>• Winter Season</li> </ul>



MONTH	CONTENT	OBJECTIVE	RELATED ACTIVITIES
<b>JANUARY</b>  	<ul style="list-style-type: none"> <li>• <b>Rhymes</b> : Page 42</li> <li>• <b>Story</b> : Hensel &amp; Gretel</li> <li>• <b>Opposites</b> : love / hate, cup - saucer give - take</li> <li>• <b>Words that go together</b> : king-queen</li> <li>• <b>Written</b> : Concept of This / That</li> <li>• <b>Reading using blend sound words.</b></li> <li>• <b>Revision Picture Comprehension</b></li> <li>• General awareness Recognise the famous brands Lays, Pepsi, Maggie, Cadbury</li> </ul>	  Enabling children understand the use of I, we, she, he	<p>Making of sentences using opposite words.</p>   Explain the concepts with the help of flash cards & Smart class.  <b>J.A.M. :</b> <ul style="list-style-type: none"> <li>• Toy talk (Speak about your favourite toy)</li> </ul>






मास	विषय-सूची	उद्देश्य	संबंधित गतिविधियाँ
<b>APRIL &amp; MAY</b> 	<ul style="list-style-type: none"> <li>❖ अ - अः का पुनराभ्यास ।</li> <li>❖ क से ण का मौखिक ज्ञान ।</li> <li>❖ क से ड का लिखित ज्ञान ।</li> <li>❖ कहानी : लोभी कुता</li> </ul> 	<ul style="list-style-type: none"> <li>❖ स्वरों का अभ्यास ।</li> <li>❖ सही उच्चारण का अभ्यास ।</li> <li>❖ व्यंजनों का परिचय एवं अभ्यास ।</li> <li>❖ शब्द रचना तथा शब्दावली में वृद्धि ।</li> </ul>	<ul style="list-style-type: none"> <li>❖ स्वर गान का अभ्यास ।</li> <li>❖ सही अक्षर पर गोला लगाओ ।</li> <li>❖ व्यंजन गान ।</li> </ul> 
<b>JULY</b> 	<ul style="list-style-type: none"> <li>❖ क-ण का मौखिक ज्ञान ।</li> <li>❖ च-ण का लिखित ज्ञान ।</li> <li>❖ कहानी-कबूतर और जाल</li> <li>❖ दो अक्षर शब्द- एक, आग, खग, ईख</li> </ul> 	<ul style="list-style-type: none"> <li>❖ व्यंजनों का परिचय एवं अभ्यास ।</li> <li>❖ सही उच्चारण का अभ्यास ।</li> <li>❖ लेखन कला की वृद्धि अभ्यास द्वारा ।</li> </ul>	<ul style="list-style-type: none"> <li>❖ व्यंजन गान ।</li> <li>❖ प्रथम अक्षर लिखो ।</li> <li>❖ सही चित्रों का मिलान ।</li> </ul> 
<b>AUGUST</b>	<ul style="list-style-type: none"> <li>❖ क-म का मौखिक ज्ञान ।</li> <li>❖ त-न का लिखित ज्ञान ।</li> <li>❖ कहानी - लालची लोमड़ी ।</li> </ul> 	<ul style="list-style-type: none"> <li>❖ व्यंजनों का अभ्यास ।</li> <li>❖ सही उच्चारण का अभ्यास ।</li> </ul> 	<ul style="list-style-type: none"> <li>❖ व्यंजन गान ।</li> <li>❖ व्यंजन एवं सही चित्र का मिलान</li> </ul>
<b>SEPTEMBER</b>	<ul style="list-style-type: none"> <li>❖ क-ह का मौखिक ज्ञान ।</li> <li>❖ प-म का लिखित ज्ञान ।</li> <li>❖ दो अक्षर के शब्द ।</li> </ul>	<ul style="list-style-type: none"> <li>❖ व्यंजनों का परिचय एवं अभ्यास ।</li> <li>❖ व्यंजनों के सही क्रम का ज्ञान ।</li> </ul>	<ul style="list-style-type: none"> <li>❖ व्यंजन गान ।</li> <li>❖ प्रथम अक्षर लिखो ।</li> </ul>

मास	विषय-सूची	उद्देश्य	संबंधित गतिविधियाँ
	❖ कहानी - बगुला तथा लोमड़ी । 	❖ कविता तथा कहानी के माध्यम से श्रवण शक्ति को सशक्त बनाना ।	❖ सही अक्षर पर गोला लगाओ । 
OCTOBER	❖ क-श्र का मौखिक ज्ञान । ❖ य-श का लिखित ज्ञान । ❖ दो अक्षर के शब्द ❖ कहानी - ईमानदार लकड़हारा ।	❖ व्यंजनों का क्रमबद्ध अभ्यास । ❖ पढ़ने का अभ्यास । ❖ राष्ट्रपिता महात्मा गांधी के जीवन का उदाहरण देकर सहज सरल जीवन तथा उच्च विचारों का महत्व समझाना	❖ वर्ण संग्रह से शब्द बनाओं और गोला लगाओ ❖ स्मार्ट क्लास का प्रयोग ❖ गांधी जी के तीन बंदरों का नाटक
NOVEMBER	 ❖ ष-ज्ञ लिखित । ❖ कहानी - टोपी वाला और बंदर । ❖ तीन अक्षर के शब्द 	❖ सम्पूर्ण व्यंजनों का सही क्रमानुसार अभ्यास । ❖ शब्दावली में वृद्धि ।	❖ चित्र देखकर रिक्त स्थान भरो । ❖ एक अक्षर से शुरू होने वाले शब्दों का अभ्यास ।
DECEMBER	❖ अ से अः, क-श्र का मौखिक ज्ञान । ❖ कहानी - सूर्य तथा हवा ❖ चार अक्षर के शब्दों का परिचय ।	❖ स्वर तथा व्यंजनों का पुनः अभ्यास ❖ शब्दावली में वृद्धि ।	❖ चित्र तथा सही शब्द का मिलान

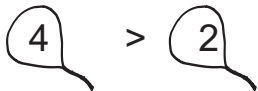


मास	विषय-सूची	उद्देश्य	संबंधित गतिविधियाँ
JANUARY	<ul style="list-style-type: none"> <li>❖ चार अक्षर शब्दों का अभ्यास ।</li> <li>❖ कहानी - मूर्ख कौआ</li> </ul>	<ul style="list-style-type: none"> <li>❖ शब्दावली में वृद्धि ।</li> </ul>	<ul style="list-style-type: none"> <li>❖ शब्द बनाओ</li> <li>❖ स्मार्ट क्लास</li> </ul>
FEBRUARY & MARCH	<ul style="list-style-type: none"> <li>❖ करवाए गए स्वरों एवं व्यंजनों का पुनराभ्यास ।</li> <li>❖ बिना मात्रा शब्दों से सरल वाक्य लेखन का अभ्यास ।</li> <li>❖ कहानी - शेर और चूहा ।</li> </ul> 	<ul style="list-style-type: none"> <li>❖ शब्दों की रचना तथा पाठ का अभ्यास ।</li> <li>❖ कविता द्वारा लय तथा सही उच्चारण का अभ्यास ।</li> </ul> 	




MONTH	CONTENT	OBJECTIVE	RELATED ACTIVITIES
<b>APRIL &amp; MAY</b>  	<ul style="list-style-type: none"> <li>❖ Oral Counting 1-30</li> <li>❖ Sequence Writing 1 - 20 21 - 30</li> <li>❖ Introduction to what comes After</li> <li>❖ Backward counting : 10-1</li> <li>❖ Pre Number concept Big / small Tall / short</li> <li>❖ Big number Small number</li> <li>❖ Shape : Circle</li> <li>❖ Primary Colours</li> <li>❖ Days of the Week</li> </ul>	<ul style="list-style-type: none"> <li>❖ Visual discrimination : recognition of similarities &amp; differences in shapes and symbols.</li> <li>❖ Understanding the value of numbers and correlating it with objects in the environment.</li> <li>❖ To develop sequential thinking.</li> <li>❖ Learning to compare objects based on different attributes.</li> </ul>	<ul style="list-style-type: none"> <li>❖ Matching numerals : 0-20 with the quantities they represent.</li> <li>❖ 'Aakar Parivar' Jodo Gyan apparatus.    </li> <li>❖ Rhyme : I am Cindy circle Watch me turn And you will learn I'am not straight</li> <li>❖ Smart class : modules on pre number</li> <li>❖ Counting beads and matching with numbers (1-20)</li> <li>❖ Primary colours</li> </ul>


MONTH	CONTENT	OBJECTIVE	RELATED ACTIVITIES
<b>JULY</b>	<ul style="list-style-type: none"> <li>❖ Numbers oral 1-50</li> <li>❖ Number written 1-30</li> <li>❖ Number big &amp; small</li> <li>❖ Pre number concept up / down in front of / behind left / right</li> <li>❖ Sorting by Size &amp; colour.</li> <li>❖ Shape 'Square'</li> <li>❖ Back counting 20 - 0</li> <li>❖ Introduction : What comes Before 1 - 30</li> <li>❖ Months of the year</li> <li>❖ Secondary Colours</li> </ul>	<ul style="list-style-type: none"> <li>❖ To develop sequential thinking.</li> <li>❖ To enhance the observational skills.</li> <li>❖ To learn to compare.</li> <li>❖ To recognise and identify geometric shapes in the environment.</li> </ul>  <ul style="list-style-type: none"> <li>❖ To learn relevant information about the months.</li> </ul>	<ul style="list-style-type: none"> <li>❖ Spot the difference</li> <li>❖ Match the pairs</li> <li>❖ Odd one out</li> </ul>  <ul style="list-style-type: none"> <li>❖ Use of abacus &amp; ganit mala for counting</li> <li>❖ Thumb printing to learn the concept of many/few.</li> <li>❖ Use of 'Aakar Parivar' a Jodo Gyan apparatus to practise sorting.</li> <li>❖ Rhyme : Samy square is my name My four sides are just the same Turn me around I don't care I'm always the same, I'm a square</li> <li>❖ Smart class : modules on Shapes &amp; colours.</li> <li>❖ Number strips activity   = 21 </li> </ul>



MONTH	CONTENT	OBJECTIVE	RELATED ACTIVITIES
<b>AUGUST</b>	<ul style="list-style-type: none"> <li>❖ Numbers oral 1-60</li> <li>❖ Numbers written 1-40. Number : Big &amp; Small</li> <li>❖ Back counting 20 - 0</li> <li>❖ Skip Counting by 2's</li> <li>❖ Pre number concept top / bottom, thick / thin more / less</li> <li>❖ Patterns</li> <li>❖ Before &amp; After Numbers 1-40</li> <li>❖ Shape : Triangle</li> <li>❖ Colour green</li> </ul>	<ul style="list-style-type: none"> <li>❖ To develop sequential thinking.</li> <li>❖ To enhance the observation skills.</li> <li>❖ Learning to recognise a pattern based on shape/colour.</li> </ul>	<ul style="list-style-type: none"> <li>❖ Use of abacus &amp; Ganit mala</li> <li>❖ 'Aakar Parivar' Jodo Gyan apparatus to learn patterns.</li> <li>❖ Rhyme : Tommy triangle is the name for me count my sides they are 1-2-3.</li> <li>❖ Secondary colors Mixing of yellow + blue to get green.</li> </ul>



MONTH	CONTENT	OBJECTIVE	RELATED ACTIVITIES
<b>OCTOBER</b>	<ul style="list-style-type: none"> <li>❖ Numbers oral 1 - 90</li> <li>❖ Numbers Written 1-60.</li> <li>❖ Comparison : Big &amp; Small between 4 numbers</li> <li>❖ Count by 10's</li> <li>❖ Pre number heavy / light, deep / shallow, full / empty</li> </ul> <div style="text-align: center;">  </div> <ul style="list-style-type: none"> <li>❖ Greater than, less than to continue</li> <li>❖ Backward counting 40 - 0</li> <li>❖ Number names 6 - 10</li> <li>❖ Shape : Oval</li> <li>❖ Colour brown</li> <li>❖ Introduction of time</li> </ul>	<ul style="list-style-type: none"> <li>❖ To develop sequential thinking.</li> <li>❖ Learning to compare the values of numbers.</li> <li>❖ Enhancing the observational skills.</li> <li>❖ Practising the order of numbers forward &amp; backward.</li> </ul> <div style="text-align: center;">  </div>	<ul style="list-style-type: none"> <li>❖ Use of abacus &amp; Ganit mala</li> <li>❖ Domino cards and beads to compare the values of numbers.</li> <li>❖ Story of greedy crocodile for learning symbols &gt; &lt; =</li> </ul> <div style="text-align: center;">  </div> <ul style="list-style-type: none"> <li>❖ Mixing of colours Red + black = brown</li> </ul>




MONTH	CONTENT	OBJECTIVE	RELATED ACTIVITIES
<b>NOVEMBER</b>	<ul style="list-style-type: none"> <li>❖ Numbers oral 1 - 100</li> <li>❖ Numbers written 1 - 70</li> <li>❖ Backward counting 50 - 1</li> <li>❖ Number names 11 - 15</li> <li>❖ Missing numbers</li> <li>❖ Missing numbers 2's 5's</li> <li>❖ Pre number concept similar/ different, first, last</li> <li>❖ Shape Cylinder</li> <li>❖ Orange</li> <li>❖ Add with objects Double Counting  <math>1 + 1 = 2</math>  <math>2 + 2 = 4</math>  <math>3 + 3 = 6</math> </li> </ul>	<ul style="list-style-type: none"> <li>❖ To develop sequential thinking.</li> <li>❖ Enhancing the observational skills to distinguish differences in various objects.</li> <li>❖ Learning to associate shapes with real objects.</li> </ul> <div style="text-align: center;">  </div>	<ul style="list-style-type: none"> <li>❖ Use of Abacus &amp; Ganit Mala</li> </ul> <div style="text-align: center;">  </div> <div style="text-align: center;">  </div> <ul style="list-style-type: none"> <li>❖ Mixing of colours red + yellow = orange</li> <li>❖ Sorting activity Addition song.</li> </ul>







MONTH	CONTENT	OBJECTIVE	RELATED ACTIVITIES										
DECEMBER	<ul style="list-style-type: none"><li>❖ Numbers oral 1 - 100</li><li>❖ Numbers written 1 - 80.</li><li>❖ Recap 50 - 0</li><li>❖ Number names 16 - 20</li><li>❖ Pre number : Above / below deep / shallow</li><li>❖ Shape : Cone</li><li>❖ Purple</li><li>❖ Add single digit 000 + 00</li></ul> <table><tr><td>3</td><td>+</td><td>2</td><td>=</td><td>5</td></tr><tr><td></td><td></td><td></td><td></td><td></td></tr></table>	3	+	2	=	5						<ul style="list-style-type: none"><li>❖ To develop sequential thinking.</li><li>❖ Cognitive development through comparison &amp; observational skills.</li><li>❖ Recognition of numbers with their values.</li></ul> 	<ul style="list-style-type: none"><li>❖ Counting beads and matching with the numbers.</li><li>❖ Arranging number cards small to big.</li><li>❖ Mixing of colours Red + blue = purple</li></ul>
3	+	2	=	5									






MONTH	CONTENT	OBJECTIVE	RELATED ACTIVITIES
<b>JANUARY</b>	<ul style="list-style-type: none"> <li>❖ Shape Cylinder</li> <li>❖ Numbers oral 1 - 100</li> <li>❖ Numbers written 1 - 90.</li> <li>❖ Subtration - (Take away)</li> </ul> <div style="text-align: center;">  <math display="block">2 - 1 = 1</math> </div> <ul style="list-style-type: none"> <li>❖ Arranging numbers big to small.</li> </ul>	<ul style="list-style-type: none"> <li>❖ To develop sequential thinking.</li> <li>❖ Enhancing the observational skills.</li> <li>❖ To be able to take away with pictures</li> </ul> <div style="text-align: center;">  </div>	<ul style="list-style-type: none"> <li>❖ Use of abacus &amp; Ganit Mala</li> <li>❖ Smart Class.</li> </ul>






MONTH	CONTENT	OBJECTIVE	RELATED ACTIVITIES
<b>FEBRUARY &amp; MARCH</b>	<ul style="list-style-type: none"> <li>❖ Numbers oral 1 - 100</li> <li>❖ Numbers written 1 - 100</li> <li>❖ Backward counting - Revision</li> <li>❖ Recap of the Shapes taught</li> <li>❖ Subtraction (Take away)</li> <li>❖ Revision of number names 1 - 20</li> <li>❖ Revision of the covered concepts.</li> </ul>	<ul style="list-style-type: none"> <li>❖ To develop sequential thinking.</li> <li>❖ To recognize, identify and draw simple two dimensional geometric shapes.</li> <li>❖ Assess the understanding of the concepts taught and the oral &amp; written skills developed in the course of the entire session.</li> </ul>	<ul style="list-style-type: none"> <li>❖ Beads activity.</li> </ul>









# EVS







MONTH	CONTENT	OBJECTIVE	RELATED ACTIVITIES
APRIL & MAY	<p><b>My self, My family neighbourhood &amp; Summer season.</b></p> <p>Discussion about : Self Family School Home hospital market</p> <p>❖ Types of Families ❖ Members of a family ❖ Activities with family members</p> <p>Season : Types of seasons, Summer season Things we use in the summer season.</p> <p>Food we eat in the summer season.</p> <p>❖ Good manners at home</p> <ul style="list-style-type: none"> <li>• Greet parents</li> <li>• Be kind</li> <li>• Share</li> <li>• Obey elders</li> <li>• Help elders</li> </ul> <p>Magic words : Thank you, May I, Please, Excuse me</p> <p>❖ Vocabulary : nephew, niece, grandfather, grandmother, parents, family, love, nuclear</p>	<p>To enable the children to give their self introduction. To encourage them to talk about themselves and about each other so that they make friends.</p> <p>To enable children understand the concept of 'Joint Family' and 'Nuclear family'.</p>  <p>To understand family activities like eating, watching T.V., loving &amp; helping each other. They should know the names of oldest, youngest, tallest, shortest, members of the family.</p> <p>Practice of magic words.</p>	<p>Discussing the topic with smart class modules.</p> <p>Family finger puppets</p> <p>Summer Carnival</p> <p>Birthday Train Activity</p> <p>Labour Day Activity Mother's Day Activity.</p>  



MONTH	CONTENT	OBJECTIVE	RELATED ACTIVITIES
	<p>❖ Safety at home</p> <p>Reinforcement : Help the child to learn his house address and phone no. They should identify the landmark near their homes. They should also know the names of few children of their class, who live in their locality.</p>	<p>Staying away from dangers.</p>	<p>Smart class modules.</p>
<p><b>JULY</b></p>  	<p><b>My body, Sense Organs &amp; Rainy Season</b></p> <p>My body : Parts of body and their functions, how to keep the body parts clean. Sense organs &amp; their functions :</p> <p>❖ Good habits :</p> <p>Discussion about various moods and feelings</p> <p><b>Rainy season :</b></p> <ul style="list-style-type: none"> <li>❖ Clothes we wear in the rainy season.</li> <li>❖ Things we use in the rainy season.</li> <li>❖ Do's &amp; don'ts in the rainy season.</li> <li>❖ Changes we see in the sky when its a rainy day.</li> <li>❖ Water : Sources &amp; uses of water, water cycle, save water</li> </ul>	<p>To know the parts of body and their functions.</p> <p>To enable the children to understand the importance and functions of sense organs.</p> <p>To take care of body parts.</p> <p>To understand about rain and weather concepts.</p> 	<p>Health &amp; Hygiene week.</p> <p>Sense Organ Activity</p>   <p>Water cycle experiment.</p>


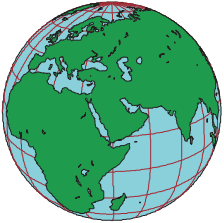
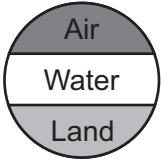




MONTH	CONTENT	OBJECTIVE	RELATED ACTIVITIES
	<ul style="list-style-type: none"> <li>Vocabulary : puddle, gumboots, thunder, lightening, clouds, rainbow, raindrops, umbrella.</li> </ul> <p>Reinforcement :</p> <ul style="list-style-type: none"> <li>Let the child wear his/her clothes on their own. Let them button/unbutton their shirts.</li> <li>Take them for Nature walk.</li> <li>Give them the opportunity to offer water to the guests.</li> </ul>		<p>Children to get things related to rainy season. group activity (Poem)</p> 
<b>AUGUST</b> 	<p><b>Plants and Living Non-living things :</b></p> <ul style="list-style-type: none"> <li>Parts of a plant, fruits, vegetables, flowers.</li> <li>Needs of plants</li> <li>Life cycle of a plant</li> <li>Living &amp; Non living things</li> <li>Healthy and junk food</li> </ul> <p>Independence Day :</p> <ul style="list-style-type: none"> <li>Colours of the National flag.</li> <li>Significance of Tricolours.</li> <li>National Leaders.</li> </ul> <ul style="list-style-type: none"> <li>Vocabulary : seed, plant, ground, sunflower, fruit, vegetable, eat, water, leaves, root, stem, peel, ripe</li> </ul> <p>Reinforcement :</p> <ul style="list-style-type: none"> <li>Take the children to Green Grocer and show them various vegetables.</li> </ul>	<p>To enable the children to know about various parts of a plant.</p> <p>To create awareness amongst children about our national leaders &amp; how we got independence from the Britishers.</p>	<p>Smart class modules</p> <p>Nature walk</p> <p>Germination activity</p> <p>Activities related to Independence Day. Friendship Day.</p> <p>Segregation of living &amp; Non living things.</p> <p>Power point presentation on Independence day.</p> 

MONTH	CONTENT	OBJECTIVE	RELATED ACTIVITIES
	<ul style="list-style-type: none"> <li>❖ To understand the importance of water save from pollution</li> <li>❖ Take them to a fruit seller and show and tell them names of different fruits.</li> <li>❖ Care for plants</li> </ul>		
<b>SEPTEMBER</b>    	<p><b>Our Community Helpers &amp; Neighbourhood Services.</b></p> <ul style="list-style-type: none"> <li>❖ Names of various community helpers.</li> <li>❖ How they help us ?</li> <li>❖ Tools they use.</li> <li>❖ Different uniforms of our community helpers.</li> <li>❖ Neighbourhood places. How they are important to us. Logos &amp; signboards of neighbourhood services like milk booth, bank, airport, hospital.</li> <li>❖ Respect all community helpers</li> <li>❖ Vocabulary : Tool, hammer, saw, pliers, screw driver, wrench, stethoscope, brick, cement &amp; spade, patient, thermometer.</li> </ul> <p>Reinforcement :</p> <ul style="list-style-type: none"> <li>❖ Help the child to create a picture of his/her favourite helper.</li> <li>❖ Collect tools used by different community helpers.</li> <li>❖ Practice Riddles, few eg. given.</li> </ul>	<p>To enable the children to know about different community helpers.</p> <p>To know how the different helpers help the community.</p> <p>To know the role and importance of helpers.</p>   	<p>Fancy dress activity on community helpers.</p> <p>Smart class modules.</p> <p>Visit to a Community Centre.</p> <p>Riddles : Eg : I use a stethoscope and wear a white coat I make you feel better who I am ? Doctor. I drive a red truck I use hose to spread water and put the fire who I am ? Fire Fighter. I protect people I catch thieves I keep you all safe who I am ? Police. I wear a tall hat I work in a kitchen I make yummy food who I am ? Chef.</p>

MONTH	CONTENT	OBJECTIVE	RELATED ACTIVITIES
<b>OCTOBER</b>      	<b>Animals : Pet, Farm, Wild</b> ❖ Names of different animals, their babies, ❖ Homes & sound. ❖ Things we get from animals. ❖ How animals are helpful to us.  ❖ Care for animals  ❖ Vocabulary : farm, wild, stable, farmer, barn, hay, whiskers, claws, flesh, fur, growl  Reinforcement : ❖ To teach not to tease or hurt any animal. ❖ Parents should visit to zoo with their children.	To enable the children aware of various animals, their homes, sounds they make, youngones and food they eat. Uses of animals.  To inculcate the habit of sharing & caring.  	Smart class modules.  Animal race.  Reading : "My favourite Animal Book"  Share Day  Movie show : The Jungle Book  Show & Tell Activity on animals.
<b>NOVEMBER</b>    	<b>Water animals, Birds &amp; Insects :</b> ❖ Names of different birds & insects ❖ Body Parts, Nesting Habits ❖ Where they live, food they eat ?  ❖ Vocabulary : beak, feather, hatch, nest, wings, fly, chirp, buzz, antennae, pupa, head, thorax, abdomen, wasp.  Reinforcement : ❖ Take your child for nature walk. ❖ Help them to observe the migratory birds.	To enable the children aware of various birds and insects.  To learn counting, sorting by size and matching.  	Smart class modules.  • Odd one out • Memory game  Making bird feeder.  



MONTH	CONTENT	OBJECTIVE	RELATED ACTIVITIES
	<ul style="list-style-type: none"> <li>❖ Make a small house for birds and put seeds for them.</li> <li>❖ Help them to observe birds and insects in their natural habitat.</li> </ul>		Making bird feeder.
<b>DECEMBER</b>    	<b>Winter Season &amp; Transport</b>  <b>Winter Season :</b> <ul style="list-style-type: none"> <li>❖ Changes that occur during the season.</li> <li>❖ Food we eat during the season.</li> <li>❖ Clothes we wear.</li> <li>❖ Safety measure we should take in the winter season.</li> <li>❖ Animals that hibernate.</li> </ul> <ul style="list-style-type: none"> <li>❖ Vocabulary : grow, breathe, movement, feel, hibernate, goose bumps, snow rise, fall, temperature, gloves, mittens, scarf, frost, fog, zebra crossing, footpath, safety signs, traffic signal.</li> </ul> <b>Reinforcement :</b> <ul style="list-style-type: none"> <li>❖ Serve them winter food like soups, dry fruits and discuss their benefits.</li> <li>❖ Talk to them about safety rules.</li> </ul>	  	<p>Winter Day celebration.</p> <p>Display of winter clothes, food and winter activities.</p> <p>Smart Class modules.</p>   


MONTH	CONTENT	OBJECTIVE	RELATED ACTIVITIES
	<b>Transport :</b> <ul style="list-style-type: none"> <li>❖ Modes of Transport - Land, Water, Air</li> <li>❖ Differentiate between various means of Land/Water/Air transport.</li> <li>❖ Sounds made by different transports.</li> <li>❖ Discussion about developments in the various means of land/water/air transport.</li> <li>❖ Safety rules</li> </ul>	<ul style="list-style-type: none"> <li>❖ To enable them to identify different modes of transportation and the vehicles used for each mode. Students will learn about the uniqueness and similarity of the different vehicles.</li> </ul>	<p>Smart class modules.</p> <p>Guided practice</p> <ul style="list-style-type: none"> <li>• Classification/sorting activity.</li> <li>• To look for the similarities and differences in the vehicle.</li> </ul>
JANUARY	<b>Our Country &amp; Solar System :</b> <ul style="list-style-type: none"> <li>❖ National symbols and their significance.</li> <li>❖ National festivals</li> <li>❖ National leaders</li> </ul> <ul style="list-style-type: none"> <li>❖ Vocabulary : president, flag, map, national symbols, Indian, Delhi</li> </ul> <ul style="list-style-type: none"> <li>❖ Solar System</li> </ul> <p>Reinforcement :</p> <ul style="list-style-type: none"> <li>❖ Take your child to the Nehru Planetarium.</li> <li>❖ Let them observe the sky.</li> </ul> 	<ul style="list-style-type: none"> <li>❖ To know and identify the plants.</li> <li>❖ Students will to name the planets in order from the Sun.</li> <li>❖ Students will know earth is one of the planets where we live.</li> </ul> <ul style="list-style-type: none"> <li>❖ Students will be able to determine the position of the planets from the Sun.</li> </ul> 	<p>Placing of planets in sequence.</p> <p>Videos on our planets.</p>





MONTH	CONTENT	OBJECTIVE	RELATED ACTIVITIES
<b>FEBRUARY &amp; MARCH</b>      	<p><b>Our Earth and Planets :</b></p> <ul style="list-style-type: none"> <li>❖ Using globe to discuss 'Earth'.</li> <li>❖ How we can save our Earth ?</li> <li>❖ Facts related to Earth</li> <li>❖ Concept of day &amp; night.</li> <li>❖ Change of shape of the moon at night &amp; changes in the Sun getting brighter &amp; hotter when the day progresses.</li> </ul> <p>Spring season :</p> <ul style="list-style-type: none"> <li>❖ Changes we feel during the season.</li> <li>❖ Yellow signifies spring season.</li> </ul> <p>Reinforcement :</p> <ul style="list-style-type: none"> <li>❖ Help them to grow a plant and guide them to water it every day.</li> <li>❖ Discuss about the harmful effects of air and water pollution.</li> <li>❖ Discuss with your child what would happen if there would be no trees and why we should not waste paper.</li> <li>❖ Discuss about segregating garbage.</li> </ul> <p>Vocabulary:- lake, ocean, swimming, liquid, sink, float, land, sky revolve, sun.</p> <p>❖ End of session Pyjama Party</p>	<p>To enable the children to know about the Earth. To make them aware that we live on Earth.</p> <p><b>My Country My India</b></p> <p>To enable the children to know how nature works, day follows night and then day again. The cycle is same for all the seasons.</p> 	<p>Save Earth activity</p> <p>Smart class modules.</p>     

## RHYMES

MONTH	CONTENT
APRIL & MAY	<p style="text-align: center;"><b>मेरा घर</b></p> <p>कितना सुन्दर, कितना प्यारा, मेरा घर है जग से न्यारा । धूप, ठंड से मुझे बचाता, बारिश को भी दूर भगाता । सुन्दर सा है इसमें उपवन, जिसमें खेले मुन्ना हर दम । रखता साफ़ मैं अपना घर, सुन्दर, प्यारा, मेरा घर ।</p> <p style="text-align: center;"><b>माँ</b></p> <p>माँ तुम कितनी अच्छी हो, मेरा सब कुछ करती हो । भूख मुझे जब लगती है, खाना मुझे तब खिलाती हो । जब मैं गंदा होता हूँ, रोज मुझे नहलाती हो । जब मैं रोने लगता हूँ, चुप तुम मुझे कराती हो । माँ मेरे मित्रों में सबसे, पहले तुम ही आती हो ।</p> <p style="text-align: center;"><b>MY FAMILY</b></p> <p>This is my home Open the door, there you can see Mother, father, sister and me Mummy and papa are too much fun They are the best, under the Sun Grandma and Grandpa are so jolly We are all a happy little family</p> <p style="text-align: center;"><b>SUMMER SEASONS</b></p> <p>Summer season Summer summer time for fun. We run all day. in the hot hot sun Summer summer jump in the pool. eat a lot of ice cream to keep cool. eat watermelon mango too as you are off to school.</p>


MONTH	CONTENT
	<div data-bbox="510 159 1008 654"> <p><b>गर्मी के फल</b>  गर्मी के फल न्यारे-न्यारे,  मीठे-मीठे, प्यारे-प्यारे ।  सभी फलों का राजा आम,  बच्चे-बूढ़े करें सलाम ।  खरबूजा, तरबूज जब आते हैं,  सारी गर्मी दूर भगाते ।  आड़ू, चीकू, गोल-गोल,  खाओ इन्हें बिन पूछे मोल ।</p> </div> <div data-bbox="1176 247 1702 582">  </div>


MONTH	CONTENT
	<p style="text-align: center;"><b>बरसात</b></p> <p>जब काले बादल आते हैं,  खूब पानी बरसाते हैं ।  मोर नाच दिखाते हैं,  मेढ़क खूब टरते हैं ।</p> <p style="padding-left: 40px;">छाते सबके खुले जाते हैं,  बच्चे नाव तैराते हैं ।  पानी पानी हो जाता है,  जब बरसात आता है ।</p> <p style="text-align: center;"><b>CREATION</b></p> <p>God made the world as lovely as can be,  He made the mountains and the deep blue sea.  He gave us grass and tall green trees,  Beautiful flowers and buzzing bees.  All these things he wanted us to see,  So, God made you and He made me.</p> <p style="text-align: center;"><b>SENSE ORGAN</b></p> <p>My eyes can see  the big bright Sun.  My nose can smell  hot cinnamon buns.  My ears can hear  the big loud drum  My tongue can taste  good things yum, yum !  My hands can felt  the sand, what fun !  I like my senses  every one !</p>

MONTH	CONTENT
<p><b>AUGUST</b></p>  	<p><b>राखी का त्यौहार</b></p> <p>राखी का त्यौहार है आया, भाई-बहन को पास है लाया । बहनें बाँधे भाई को राखी, तोहफा पा कर वो इतरातीं । भैया बड़े उम्र तुम्हारी रक्षा करना तुम हमारी ।</p> <p><b>नन्हे वीर</b></p> <p>हम नन्हे-नन्हे बच्चे हैं, अभी दाँत हमारे कच्चे हैं । हम भी लड़ने जाएँगे, सीने पर गोली खाएँगे । मर जाएँगे, मिट जाएँगे, भारत की शान बढ़ाएँगे ।</p> <p><b>WONDER VEGETABLES</b></p> <p>Tomatoes are red, peas are green A brinjal has a crown, just like a queen Potatoes are brown, onion are pink Carrots have juice which I can drink Vegetables make me healthy and wise I'll eat them daily with roti and rice.</p>   <p><b>PLANTS</b></p> <p>A farmer plants a seed - 2 Hay no the cherry no The farmer plants a seed Sun begins to shine - 2 Hay ho the cherry ho The sun begins to shine Rain begins to fall - 2 Hay ho the cherry ho The rain begins to fall Plant begins to grow - 2</p> <p>Hey ho the cherry Ho The plant begins to grow Buds are open up - 2 Hey ho the cherry ho The buds are open up Flower begins to smile - 2 Hey ho the cherry ho The flower begins to smile</p> <p><b>प्यारे फूल</b></p> <p>लाल, गुलाबी, नीले, पीले, रंग बिरंगे, प्यारे फूल, घर, बाहर और बाग बगीचे, खिले हुए है देखो फूल, कौन इन्हे देता है खुशबू, रंग इन्हें दे जाता कौन, कौन बनाता इनकी पत्ती, मधु भर जाता इनमे कौन</p>

MONTH	CONTENT
SEPTEMBER	<p style="text-align: center;"><b>HELPERS</b></p> <p>People at work  If I were a baker, what would I do ?  Bake lots of cookies, for me and you.  If I were a vet, what would I Do ?  Care for your pet, cause it's special to you.  If I were a dentist, what would I Do ?  Check those teeth, that's good for you.  If I were a barber, What would I do ?  Trim your hair, that's what i'd do.  If I were a teacher, What would I do?  Teach all that I Know, to your you and you.  If I were a doctor, what would I do ?  Care for you, Cause you are special that's true.  If I were a grocer, what would I do ?  sell good things, so tasty soups mother can brew.</p> <p style="text-align: center;"><b>डाकिया</b></p> <p>देखो एक डकिया आया,  थैला एक हाथ में लाया ।  पहने हैं वह खाकी कपड़ें,  चिटठी कई हाथ में पकड़ें ।  बाँट रहा घर घर में चिटठी  चिटठी में संदेशा आया,  शादी में हैं हमें बुलाया ।  शादी में सब जायेंगे,  खूब मिठाई खाएँगे ।</p> <p style="text-align: center;"><b>जन्माष्टमी</b></p> <p>राधे-श्याम, राधे-श्याम,  कितना सुंदर, कृष्ण का नाम  गोपियों संग कृष्ण विराजे,  नटखट कृष्ण की बंसी बाजे ।  माखन चोर कहलाते श्याम,  राधे-श्याम, राधे-श्याम,</p>





MONTH	CONTENT		
	<div>HELPERS</div> <div>Teacher teacher, what do you do ? I teach reading and writing too. Doctor doctor, what do you do ? I help when you are sick with a cold or the flu. Fire fighter fire fighter, what do you do ? I help fight fires that might hurt you. Officer officer, what do you do ? I help you stay safe in all that you do.</div> <div></div>		
OCTOBER	<div>I see in the Jungle</div> <div>I see in the Jungle The lions and the monkeys The elephants so big Giraffe's neck so long I see in the Jungle Tiger stripes yellow and black Camel has a bumpy back I see in the Jungle Zebra's stripes black &amp; white Wolves eyes shines' so bright I see in the Jungle</div>	<div>हाथी और घोड़ा</div> <div>चिक - चिक बूम बूम हाथी आया झूम - झूम मुन्ना नाचे, धूम - धूम चिक चिक बूम - बूम सरपट - 2 घोड़ा भागा पीछे भागी गाड़ी लालाजी की पगड़ी उड़ती दादा जी की दाढ़ी ।</div>	<div>जंगल में जानवर खेलते हैं</div> <div>जंगल में जानवर खेलते हैं - 3 हम भी खेलेंगे वैसे । हाथी सूँड़ हिलाता - 3 हम भी हिलाएँगे वैसे । कुत्ता भौं-भौं करता है - 3 हम भी करेंगे वैसे । बिल्ली म्याऊँ-म्याऊँ करती है - 3 हम भी करेंगे वैसे । शेर जोर से दहाड़ता है - 3 हम भी दहाड़ेंगे वैसे । भालू छम-छम नाचता है - 3 हम भी नाचेंगे वैसे ।</div>

MONTH	CONTENT
	<p><b>गाँधी जी के बन्दर</b></p> <p>गाँधी जी के बन्दर तीन,  सीख हमें देते अनमोल ।  बुरा दिखे तो दो मत ध्यान,  बुरी बात पर दो मत कान,  कभी न बोलो कड़वे बोल ।</p> <p>याद रखोगे यदि यह बात,  कभी नहीं खाओगे मात,  कभी न होंगे डावाँडोल,  गाँधी जी के बन्दर तीन,  सीख यही देते अनमोल ।</p>  <p><b>Walking in the jungle</b></p> <p>Walking in the jungle. Walking in the jungle.  We are not afraid. We are not afraid.  Walking in the jungle. Walking in the jungle.  We are not afraid. We are not afraid.  One step. Two steps. Three steps forward.  One step. Two steps. Three steps forward.  Stop. Listen. What's that ?  It's a frog !  We are not afraid !  Let's stomp.  Stomping in the jungle. Stomping in the jungle.  We are not afraid. We are not afraid.  Stomping in the jungle. Stomping in the jungle.  We are not afraid. We are not afraid.  One step. Two steps. Three steps forward.  Stop. Listen. What's that ?  It's a monkey We're not afraid  Let's jump.  Jumping in the jungle. Jumping in the jungle.  We are not afraid. We are not afraid.  Jumping in the jungle. Jumping in the jungle.  We are not afraid. We are not afraid.</p>

MONTH	CONTENT	
NOVEMBER	<p><b>BIRDS</b></p> <p>Birds, birds, every where, Birds, birds in the air. Pigeons are seen in day and night, Owl can fly in the night. Black in colour are koels and crow, Peacocks are green with a bluish glow.</p> <p><b>दीप जलाओ</b></p> <p>दीप जलाओ, दीप जलाओ, आज दिवाली रे, खूशी-खूशी सब हँसते जाओ, आज दिवाली रे । मैं तो लूँगा नए खिलौने, तुम भी लेना भाई, नए-नए मैं कपड़े पहनूँ, खाऊँ खूब मिठाई । आज दुकानें खूब सजी हैं घर भी जगमग करते, झिलमिल-झिलमिल दीप जले, कितने सुन्दर लगते दीप जलाओ, दीप जलाओ आज दिवाली रे ।</p>	<p><b>FUZZY WUZZY</b></p> <p>Fuzzy wuzzy creepy crawly caterpillar funny You will be a butterfly when the days are sunny wringing, linging dancing flinging butterfly so yellow You were once a caterpillar wriggle wiggly fellow.</p> <p><b>FUZZY WUZZY CATERPILLAR</b></p> <p>Fuzzy Wuzzy Caterpillar, humps along, humps along humps along, Out to see the World, Fuzzy Wuzzy Caterpillargoes to sleep, goes to sleep, goes to sleep Fuzzy Wuzzy Caterpillar goes to sleep, in his warm cocoon. Someday you will be a pretty butterfly, butterfly, butterfly, Someday you will be a pretty butterfly, out to see the World.</p>



MONTH	CONTENT	
<b>DECEMBER</b>  	<b>OUT IN THE GARDEN</b>  Out in the garden What do you see ? A big flower, A small flower looking at me Blooming Blooming shalla lla lla Up in the blue sky what do you see ? A Big bird, A Small bird Looking at me Flying flying shalla-lla-lla Flying flying ha-ha-ha  Deep in the ocean What do you see ? A Big fish, A small fish Looking at me. Swimming Swimming sha lla-lla-lla Swimming Swimming ha ha ha	<b>TRANSPORT</b>  Wheels of the bus go round and round Round and round, round and round Wheels of the bus go round and round Down to the town. The wipers of the bus go swish-3 Swish, swish, swish; Swish, swish, swish Down to the town. The driver in the bus goes pn... pon... pon... The conductor in the bus goes ticket... ticket... ticket... The babies in the bus go wha... wha... wha... The children in the bus go chit - chat - chat The teacher in the bus goes sh... sh... sh...

MONTH	CONTENT		
	<p><b>WINTER SEASON</b></p> <p>Winter weather snow &amp; ice  Winter weather is so nice  Put your coat and boots on  Put your hat and scarf on  Winter is here to stay  Come on, let's go out for play.</p>	<p><b>सर्दी</b></p> <p>सर्दी का मौसम आया है,  ठण्डी हवा साथ लाया है ।  हम गज्जक, मूँगफली लाते हैं  और खूब मजे से खाते हैं ।  दादी से कहानी सुनते हैं  और रजाई में सो जाते हैं ।</p>	<p><b>ट्रैफिक सिग्नल</b></p> <p>साईकिल, स्कूटर, बाइक,  ट्रक, बस और कार ।  चलते-चलते बीच चौराहे,  झट रुक जाते, देख के बत्ती लाल ।  पीली बत्ती देख के कहते,  लो हम हैं तैयार  हरी का सिग्नल हुआ नहीं कि कहते,  जल्दी से करलो चौराहा पार ।</p>
<p><b>JANUARY, FEBRUARY &amp; MARCH</b></p> 	<p><b>SPRING</b></p> <p>Red, white, pink, and blue ,  Good to smell and look at too.  Lovely flowers in the spring,  Cheer and laughter, to us they bring.  Birds are singing and chirping  Music to our ear, they are bringing.  Spring is here, for you to see  Spring is here, for you to see  Children are clapping their hands in glee.</p>		<p><b>होली आई</b></p> <p>होली आई, होली आई,  रंग बिरंगी होली आई ।  धूम मचाती होली आई,  घर घर में खुशियाँ लाई ।  बच्चों की यह टोली आई,  हाथ में पिचकारी लाई ।  रंग गुलाल उड़ाती आई,  होली आई, होली आई ।</p>









# PHYSICAL DEVELOPMENT AND MOTOR SKILLS

MONTH	CONTENT
<b>APRIL &amp; MAY</b>	<ul style="list-style-type: none"> <li>• Running skipping, jumping from a given height.</li> <li>• Threading bends, pouring exercises</li> </ul>
<b>JULY</b>	<ul style="list-style-type: none"> <li>• Rolling a large ball along the ground kicking a ball in a given direction. Receiving a rolling ball, roll the ball away to run and stop it.</li> <li>• Buttoning/unbuttoning, zipping, unzipping.</li> </ul>
<b>AUGUST</b>	<ul style="list-style-type: none"> <li>• Marching on the spot march forward, identify left and right side of the body.</li> <li>• Tearing and pasting activity, crumpling a newspaper and make a ball, vegetable printing.</li> </ul>
<b>SEPT.</b>	<ul style="list-style-type: none"> <li>• Catching a ball, bounce a ball, kicking a ball, receiving &amp; stoppng a ball with feet.</li> <li>• Pouring water from one cup to another cup or bottle.</li> </ul>
<b>OCTOBER</b>	<ul style="list-style-type: none"> <li>• Dribbling a ball and throwing in the basket ball ring.</li> <li>• Moving materials with spoon from one to another. Finger printing hand printing.</li> </ul>
<b>NOVEMBER</b>	<ul style="list-style-type: none"> <li>• Simple yoga breathing exercises.</li> <li>• Animal race; Bunny race - frog race.</li> <li>• Plug the board, Joining blocks.</li> </ul>
<b>DECEMBER</b>	<ul style="list-style-type: none"> <li>• Sack race, Jumping</li> <li>• Hit the joker.</li> </ul>



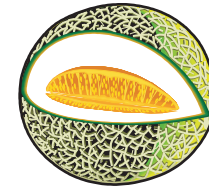
# PHYSICAL DEVELOPMENT AND MOTOR SKILLS







MONTH	CONTENT
<b>JANUARY</b>	<ul style="list-style-type: none"> <li>• bat the big rolling ball.</li> <li>• Bursting of balloons.</li> </ul>
<b>FEBRUARY &amp; MARCH</b>	<ul style="list-style-type: none"> <li>• Recapitation of all the activities.</li> </ul>

# GENERAL KNOWLEDGE



MONTH	CONTENT
<b>APRIL &amp; MAY</b>	<p>What is your name?            Are you a boy or a girl ?            How old are you ?            What is your mother's name ?            What is your father's name ?            Name the place where your mumma cooks food.            Name different room in a house.            Name the place where you take bath.            Name the place where you sleep.            Name the place you make your guests sit.</p>  
<b>JULY</b>	<p>Name the fruits you eat in the summer season.            Name the vegetables you eat in the summer season.            Name the types of clothes we wear in summer season.            Name the things we use in summer season.            How many fingers do you have ? Name them.            How do the parts of body help you ?            How many sense organs do we have ?            Which organ helps you to know that the teacher is calling you ?            Which organ tells you that the chocolate is sweet ?            Which part of the body helps you to breathe ?            Name the colours of a 'Rainbow'.            Name the things you use in the rainy season.            Name the food you love to eat during the rainy season.</p>    
<b>AUGUST</b>	<p>Q. Which part of a plant you cannot see ?            A. Root</p> <p>Q. Which part of a plant is sweet to smell ?            A. Flowers</p> <p>Q. Name the fruit which has one big seed.            A. Mango</p>  

MONTH	CONTENT
	<p>Q. Name the fruit which does not have any seed. A. Banana</p> <p>Q. Name the fruits which have many seeds. A. Watermelon, Pomegrante</p> <p>Q. Which fruit is called the king of fruits ? A. Mango is called the king of fruits.</p> <p>Q. Name any two pulpy fruits A. Mango, Banana</p> <p>Q. Name three citrus fruits. A. Orange, Sweet Lime and Lemon are the citrus fruits.</p> <p>Q. Name three red coloured fruits. A. Apple, Cherry, Strawberry are red in colour.</p> <p>Q. Name some yellow fruits. A. Banana, papaya, Mango are yellow coloured fruits.</p> <p>Q. Which vegetable is called the king of vegetables ? A. Brinjal</p> <p>Q. Name vegetables which grow under the soil. A. Turnip, Potato, Raddish, Sweet Potato, Carrot.</p> <p>Q. Name the vegetables which grow on stem of a plant. A. Cucumber, Brinjal, Tomato, Lady Finger, Capsicum and Green Chillies.</p> <p>Q. Name the leafy vegetables. A. Spinach, Mint, Fenugreek</p>





MONTH	CONTENT
<p><b>SEPTEMBER</b></p>	<p>Q. Name the vegetables we use in salad.  A. Tomato, Cucumber, Carbbage, Onion, Raddish are used in salad.</p> <p>Q. Who stitches our clothes ?  A. The Tailor stitches our clothes.</p> <p>Q. Who mend our shoes ?  A. The Cobbler mends our shoes.</p> <p>Q. Who treats the sick people ?  A. The Doctor treats the sick people.</p> <p>Q. Who cuts our hairs ?  A. The Barber cuts our hair.</p> <p>Q. Who brings us letters ?  A. The Postman brings us letters.</p> <p>Q. Who gives us medicine ?  A. The Chemist gives us medicines.</p> <p>Q. Who build our houses.  A. The Mason builds our houses.</p> <p>Q. Who teaches you in the class ?  A. The Teacher teaches us in the class.</p> <p>Q. Who sweeps the road ?  A. The Sweeper sweeps the roads.</p>      

MONTH	CONTENT
	<p>Q. Which helper puts out the fire ? A. The Fire Fighter</p> <p>Q. Who grows crops ? A. The Farmer grows crops.</p> <p>Q. Who makes jewellery ? A. The Goldsmith makes jewellery.</p> <p>Q. Who repairs car ? A. The Mechanic repairs cars.</p> <p>Q. Who sells vegetables ? A. The Green Grocer sells vegetables.</p> <p>Q. What is the number to call police ? A. 100</p> <p>Q. What is the number to call Fire Brigade ? A. 101</p>
OCTOBER	<p>Q. Name our National Animal. A. Our National Animal is tiger.</p> <p>Q. Name the animal which carries baby in its pouch ? A. A Kangaroo carries baby in its pouch.</p> <p>Q. Which is the tallest animal ? A. Giraffe is the tallest animal.</p>

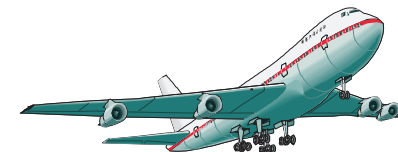









MONTH	CONTENT
	<p>Q. Which bird lays the biggest egg ? A. An Ostrich lays the biggest egg.</p> <p>Q. Who is the king of the jungle ? A. Lion is the king of the jungle.</p> <p>Q. Name the fish which has a particular shape and glows at night. A. A Star fish has a particular shape and glows at night.</p> <p>Q. Name the animal which has eight tentacles. A. Octopus</p> <p>Q. Name the water animal which carries his home on its back. A. The tortoise carries his home on its back.</p> <p>Q. How do fish breathe ? A. Fish breathe through their gills.</p> <p>Q. Name the animals that hop. A. Rabbit, Kangaroo and Frog are the animals that hop.</p> <p>Q. Which animal is called the ship of desert ? A. Camel is called the ship of desert.</p> <p>Q. Which animals are used to carry load ? A. Donkey, Horse, Camel, Elephant are used to carry loads.</p> <p>Q. Which animal are used for riding ? A. Horse, Camel, Elephant and Yak are used for riding.</p> <div data-bbox="1541 193 1912 328"></div> <div data-bbox="1585 368 1760 644"></div> <div data-bbox="1440 683 1711 815"></div> <div data-bbox="1621 804 1845 1027"></div> <div data-bbox="1518 1187 1720 1378"></div>

MONTH	CONTENT
	<p>Q. Name the animal which has a hump on its back. A. The camel has a hump on its back.</p> <p>Q. What is Jim Corbett Park famous for ? A. Jim Corbett Park is famous for tigers.</p> <p>Q. Which is the biggest bird sanctuary ? A. Bharatpur Sanctuary is the biggest bird sanctuary.</p> <p>Q. Where do you keep fish at home ? A. In an Aquarium</p> 
NOVEMBER	<p>Q. Which bird has a 'sweet voice' ? A. Cuckoo has a sweet voice.</p> <p>Q. Name the bird which cannot fly. A. Ostrich can not fly.</p> <p>Q. Which bird gives you eggs to eat ? A. Hen gives us eggs.</p> <p>Q. Should we keep birds in a cage ? A. No, we should not.</p> <p>Q. Which bird can talk like you ? A. Parrot can talk.</p> <p>Q. Name the three parts of an insect. A. Head, thorax, abdomen</p> <p>Q. Which insect do you see in the garden ? A. Butterfly, Ladybird</p> 

MONTH	CONTENT
	<div data-bbox="510 172 1079 248"> <p>Q. Which insect makes honey for you ? A. Honey bee makes honey for us.</p> </div> <div data-bbox="510 292 1104 368"> <p>Q. How many legs does an insect have ? A. An Insect has six legs.</p> </div> <div data-bbox="510 411 1050 488"> <p>Q. Name the insect which has 8 legs. A. Spider has 8 legs.</p> </div> <div data-bbox="510 531 1016 608"> <p>Q. Which insect sits on flower ? A. The butterfly sits on the flowers.</p> </div> <div data-bbox="510 651 1052 727"> <p>Q. Which insect sucks blood ? A. Mosquito and bed bug suck blood.</p> </div> <div data-bbox="510 770 1088 847"> <p>Q. Name the National Bird of India. A. Peacock is the National Bird of India.</p> </div> <div data-bbox="510 890 1413 967"> <p>Q. Which birds sleep during the day and wake up at night ? A. The Owl and Bat sleep during the day and wake up at night.</p> </div> <div data-bbox="510 1010 965 1086"> <p>Q. Which bird has a red beak ? A. Parrot has a red beak.</p> </div> <div data-bbox="510 1129 1068 1206"> <p>Q. Which birds are black in colour ? A. Crow and Koyal are black in colour.</p> </div> <div data-bbox="510 1249 1005 1326"> <p>Q. Which bird stands on one leg ? A. Crane stands on one leg.</p> </div> <div data-bbox="510 1369 1005 1445"> <p>Q. Which bird dances in the rain ? A. Peacock dances in the rain.</p> </div> <div data-bbox="1258 376 1442 660" data-label="Image"> </div> <div data-bbox="1662 188 1836 491" data-label="Image"> </div> <div data-bbox="1599 596 1850 858" data-label="Image"> </div> <div data-bbox="1500 928 1809 1129" data-label="Image"> </div> <div data-bbox="1662 1187 1926 1433" data-label="Image"> </div>


MONTH	CONTENT
	<p>Q. Where do birds live ? A. Birds live in a nest.</p>
DECEMBER	<p>Q. Name two vehicles which run on road. A. Cars and buses run on roads.</p> <p>Q. Name two vehicles which sail on water. A. Ships and boats sail on water.</p> <p>Q. Name two means of air transport. A. Aeroplane and helicopter are two means of air transport.</p> <p>Q. Name the fastest means of transport. A. Air transport is the fastest means of transport.</p> <p>Q. How can we go to the moon ? A. We can go to the moon in a rocket or a space craft.</p> <p>Q. Where should we walk on the road ? A. We should walk on the footpath/pavement.</p> <p>Q. Where should we cross the road ? A. We should cross the road at the Zebra Crossing.</p> <p>Q. On which side of the road we should walk ? A. We should walk on the left side of the road.</p> <p>Q. Name the vehicles which have two wheels ? A. Bicycle and scooter have two wheels.</p> <p>Q. Name the colours the traffic signals. A. There are three colours of traffic signals red, yellow and green.</p>










MONTH	CONTENT
	<p>Q. Where does the ship load and unload goods ? A. At the Harbour</p> <p>Q. Name the place where aeroplanes are parked. A. Hangar</p> 
JANUARY	<p>Q. What is the name of your country ? A. The name of my country is India.</p> <p>Q. Who is the Prime Minister of India ? A. Sh. Narendra Modi is the Prime Minister of India.</p> <p>Q. Who is the President of your country ? A. Mr. Ram Nath Kovind</p> <p>Q. Who is called the Father of Nation ? A. Mahatma Gandhi is called the Father of the Nation.</p> <p>Q. Name our National Festivals. A. Republic Day, Independence Day, Gandhi Jayanti.</p>  
FEBRUARY	<p>Q. What is the shape of our Earth ? A. Round</p> <p>Q. How many planets are there in the Solar System ? Name them. A. eight. Mercury, Venus, Earth, Mars, Saturn, Uranus, Neptune</p> <p>Q. Name our planet ? A. Earth</p> <p>Q. Which planet is called the red planet ? A. Mars</p> <p>Q. How can we save our Earth ? A. By planting more trees. By not using plastic.</p>   

## MUSIC & DANCE


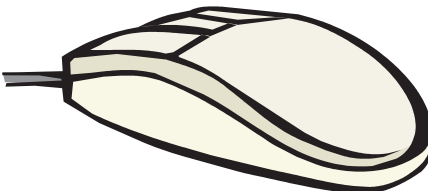
MONTH	CONTENT		
	MUSIC	DANCE	
<b>APRIL &amp; MAY</b>	Alankar (Sarega, ma) Mother's Day Song	<b>APRIL &amp; MAY</b>	I am so happy on dance/song baby shark
<b>JULY</b>	Do re me I love the Pit - Patter	<b>JULY</b>	Janmashtami
<b>AUGUST</b>	Patriotic song in Hindi Janmashtami bhajan	<b>AUGUST</b>	Grand parents day rehearsals
<b>SEPTEMBER</b>	Catch a Little Star	<b>SEPTEMBER OCTOBER</b>	Ganesh Vandana Dance on Diwali
<b>OCTOBER</b>	Una Paloma blanka	<b>NOVEMBER</b>	Annual day rehearsals
<b>NOVEMBER</b>	Brown Girl in the Ring	<b>DECEMBER</b>	Dance on Christmas
<b>DECEMBER</b>	Christmas Carols	<b>JANUARY FEBRUARY MARCH</b>	Dance on ong.
<b>JANUARY</b>	This Little Guiding		
<b>FEBRUARY</b>	Give me oil in my Lamp		



## ART & CRAFT

MONTH	CONTENT	MONTH	CONTENT
<b>APRIL &amp; MAY</b>	<ul style="list-style-type: none"> <li>❖ Paper folding of my house</li> <li>❖ My family</li> <li>❖ Mother's Day Activity</li> <li>❖ Origami joker</li> </ul> 	<b>NOVEMBER</b>	<ul style="list-style-type: none"> <li>❖ Diwali activity</li> <li>❖ Children's Day activity</li> <li>❖ Thumb printing in Butterfly</li> <li>❖ Bird nest making</li> </ul> 
<b>JULY</b>	<ul style="list-style-type: none"> <li>❖ Paper folding umbrella</li> <li>❖ Paper Boat</li> <li>❖ Colouring in Rainbow</li> <li>❖ Rainy day scene sponge dipping</li> </ul>	<b>DECEMBER</b>	<ul style="list-style-type: none"> <li>❖ Animals with hand printing</li> <li>❖ Free hand drawing of Insects</li> <li>❖ Christmas activity</li> </ul> 
<b>AUGUST</b>	<ul style="list-style-type: none"> <li>❖ Vegetable printing</li> <li>❖ Independence Day activity</li> <li>❖ Freehand drawing of Fruits &amp; Vegetables</li> </ul> 	<b>JANUARY</b>	<ul style="list-style-type: none"> <li>❖ Hot Air Balloon</li> <li>❖ Republic Day activity</li> </ul>
<b>SEPTEMBER</b>	<ul style="list-style-type: none"> <li>❖ Janmashtami activity</li> <li>❖ Cartoon character making</li> </ul> 	<b>FEBRUARY</b>	<ul style="list-style-type: none"> <li>❖ Doll making with different shapes</li> <li>❖ Free hand drawing Scenery</li> <li>❖ Good luck card</li> </ul> 
<b>OCTOBER</b>	<ul style="list-style-type: none"> <li>❖ Drawing of Animals with shapes</li> <li>❖ Ravana mask making</li> </ul>		

# COMPUTER

MONTH	CONTENT
<b>APRIL &amp; MAY</b>	Colouring in the parts of Computer. Lab activity : Introduction mouse clicking game. 
<b>JULY</b>	Introduction to Key Board. Lab activity Worksheet : Key Board Keys. 
<b>AUGUST</b>	Introduction to Tux Math (Lab activity)
<b>SEPTEMBER</b>	Introduction of New tool & Text Tool & Eraser
<b>OCTOBER</b>	Tux Paint (Paint Tool)
<b>NOVEMBER</b>	Stamp Tool (Tux Paint)
<b>DECEMBER</b>	Introduction to Shapes Tool
<b>JANUARY</b>	Making Scenery (Tux Paint)
<b>FEBRUARY</b>	Revision of Tux Paint & Tux Math

