

INDEX

<u>S.No.</u>	<u>Contents</u>	<u>Page No.</u>
1.	Preface	2
2.	Syllabus in detail :	
	◆ English	3
	◆ Mathematics	6
	◆ EVS	10
	◆ Hindi	13
	◆ Art & Craft	16
	◆ Pottery	17
	◆ Communication Skills	18
	◆ Music & Dance	25
	◆ Physical Development	26

PREFACE

"YOU CANNOT TEACH A CHILD ANY MORE THAN YOU CAN GROW A PLANT. THE PLANT DEVELOPS ITS OWN NATURE. THE CHILD ALSO TEACHES ITSELF. EDUCATION IS THE MANIFESTATION OF THE PERFECTION ALREADY IN MAN" -**SWAMI VIVEKANAND.**

We as facilitators of education have firm faith in this philosophy. Our aim is to guide children to develop and discover themselves as outstanding, self-reliant members of society with right values.

Our innovative, child-centered curriculum has been designed with a view to ignite the curious mind of children and promote wholesome learning. A do-and-learn approach has been adopted which helps children become proactive learners. We have adopted an interdisciplinary approach in order to make learning a stimulating experience. Personal, emotional, physical and social development share equal space with intellectual and cognitive growth.

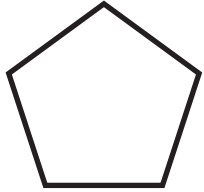
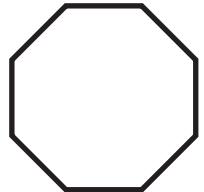
This syllabus enables children to acquire language proficiency, streamline their chain of thoughts and develop creative imagination. They investigate, observe and explore the environment in greater depth. Numbers are an integral part of our daily routine-hence we lay emphasis on making mathematics meaningful.

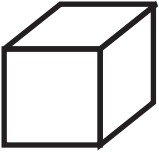

The exercises and related activities mentioned in the syllabus enhance the children's learning power and adequately support their development.


MONTH	CONTENT	OBJECTIVES
JULY	<ul style="list-style-type: none"> ❖ Recap of vowels and vowel (a) two letter clusters and cvc using a sound ❖ Poem : Three little kittens The bear went over the mountain ❖ Story : The miller his sons and the donkey The boy who cried wolf ❖ Sight words : Page 26 ❖ Written : Capital A - Z in sequence Small alphabets c, s, l, t, x, z, k, v, w, n, m, r, f, h 	<ul style="list-style-type: none"> ❖ To introduce sound of each letter through phonetic drills. ❖ To develop the pre reading skill. ❖ To develop their language and listening skills. ❖ To enhance listening understanding and speaking skills.
AUGUST	<p>BOOK NO. 3</p> <ul style="list-style-type: none"> ❖ Recap of 'a' cvc words, introduction of e cvc words ❖ Poem : She will be coming down the mountain Did you ever see a bunny ? ❖ Story : The hunter and the pigeons ❖ Sight words : Page 26 to continue ❖ Written : j, b, d, g, p, q, y 	<ul style="list-style-type: none"> ❖ To develop phonic awareness and writing skills. ❖ To enhance vocabulary. ❖ To speak simple sentences with sight words. ❖ To identify and write uppercase and lowercase letters of the alphabet and identify the sounds they represent.

MONTH	CONTENT	OBJECTIVES
SEPTEMBER	BOOK NO. 4 <ul style="list-style-type: none"> ❖ Recap (a) and (e) cvc words. ❖ Introduction of 'i' cvc words ❖ Poem : Five little ducks down the jungle ❖ Story : The ant and the chrysalis The little red riding hood ❖ Sight words practise 'ee' words 	<ul style="list-style-type: none"> ❖ To use their knowledge of sounds and letters to write words independently. ❖ To develop the skills of free conversation. ❖ To enjoy the poems while reciting it with proper action. ❖ To develop listening skills and oral expressions.
OCTOBER	<ul style="list-style-type: none"> ❖ Recap (a, e and i) cvc words ❖ Introduction of 'o' cvc words ❖ Poem : Moo Moo says the cow Wonderful vegetables ❖ Story : Monkeys on fast ❖ Sight words practise 'oo' sound words 	<ul style="list-style-type: none"> ❖ To develop writing skills and enhance vocabulary. ❖ Sequencing of the story with the help of flash cards. ❖ To develop the skill of free conversation in the children.
NOVEMBER	BOOK NO. 6 <ul style="list-style-type: none"> ❖ Recap (a, e, i and o) cvc words. ❖ Introduction of 'u' cvc words. ❖ Poem : If you are happy and you know it ❖ Story : The ant and the dove ❖ Sight words practise 'll' sound words ❖ Written : Introduction of 'i' sound by cvc pattern ❖ Goldilocks and the 3 bears : Introduction to reading book 1 	<ul style="list-style-type: none"> ❖ To enable the children share their thoughts without hesitation. ❖ To enable the children use these words in small sentences. ❖ To enhance vocabulary. ❖ Association of visuals with sound of letters. ❖ To speak simple sentences with sight words. ❖ To enhance listening and speaking skills.

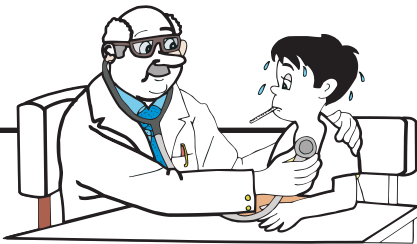
MONTH	CONTENT	OBJECTIVES
DECEMBER	BOOK NO. 6 <ul style="list-style-type: none"> ❖ Recap (a, e, i, o and u) cvc words. ❖ Sound blends <i>l</i>, <i>r</i> ❖ Poem : Save water ❖ Story : Thumbelina ❖ "The little Red Hen" Introduction to reading book-II 	<ul style="list-style-type: none"> ❖ To improve their vocabulary skills. ❖ The rhymes & stories will make language acquisition an enjoyable experience. ❖ To use their knowledge of sounds and letters to write words independently. ❖ To improve their auditory skill.
JANUARY	<ul style="list-style-type: none"> ❖ Introduction of This, That/These, Those ❖ Use of a/an ❖ Use of question words what/where/who ? ❖ Poem : Tick tock says the clock Row row row your boat ❖ Story : The monkey and the cats ❖ Sight words practise 'll' sound words 	<ul style="list-style-type: none"> ❖ To enable sentence reading using sight words. ❖ To enhance vocabulary. ❖ To develop the skills of free conversation. ❖ To enjoy the poems while reciting it with proper action. ❖ To enable them to describe pictures and speak small sentences.
FEBRUARY & MARCH	<ul style="list-style-type: none"> ❖ Recap of the concepts taught ❖ Read aloud and comprehension ❖ Recap and questionnaire and worksheets on stories and poems. ❖ Show and tell 	<ul style="list-style-type: none"> ❖ To listen attentively and respond appropriately. ❖ To develop their imagination and desire. ❖ To learn relevant meaning and to use in day to day conversation.

MONTH	CONTENT	OBJECTIVES
JULY 	BOOK-2 <ul style="list-style-type: none"> ◆ Pre numbers- up/down, inside/outside ◆ Colour - pink ◆ Shape - pentagon ◆ Oral 1 - 60 ◆ Written 31 - 60 ◆ What comes after/before between ◆ Smaller to bigger] size comparison ◆ Bigger to smaller] ◆ Secondary colours 	<ul style="list-style-type: none"> ◆ To enhance the counting ability of the students. ◆ To increase their thinking ability. ◆ Help the students to observe, discriminate, and categorize different objects around them.
AUGUST 	BOOK-3 <ul style="list-style-type: none"> ◆ Pre numbers- thick/thin, front/back ◆ Colour - purple ◆ Shape - hexagon ◆ Oral 1 - 70 ◆ Written 50 - 70 ◆ What comes after/before between ◆ Tens / ones 	<ul style="list-style-type: none"> ◆ Recognition of numbers with their values. ◆ To understand and identify the colour and shape in their surroundings. ◆ To develop their writing skills.
SEPTEMBER	BOOK-4 <ul style="list-style-type: none"> ◆ Pre numbers- on/under, open/close ◆ Colour - grey ◆ Shape - sphere 	<ul style="list-style-type: none"> ◆ To enhance the counting ability of the students. ◆ To increase their thinking ability.

MONTH	CONTENT	OBJECTIVES
	<ul style="list-style-type: none"> ◆ Oral 1 - 80 ◆ Written 70 - 80 ◆ Skip count by 2's 	<ul style="list-style-type: none"> ◆ Help the students to observe, discriminate, and categorize different objects around them. ◆ Understand and express numbers beyond ten in terms of tens and ones.
OCTOBER	<p>BOOK-5</p> <ul style="list-style-type: none"> ◆ Pre numbers- more/less one to one correspondence ◆ Colour - orange ◆ Shape - cube ◆ Oral 1 - 90 ◆ Written 81 - 90 ◆ What comes after/before between 	<ul style="list-style-type: none"> ◆ To enhance the counting ability and to able arrange in order by counting. ◆ To increase their observation ability.
NOVEMBER	<p>BOOK-6</p> <ul style="list-style-type: none"> ◆ Pre numbers- first/last ◆ Colour - brown ◆ Shape - cylinder ◆ Oral 1 - 90 ◆ Written 91 - 100 ◆ Skip count by 5's ◆ Number Name 1 - 10 ◆ What comes after/before between 	<ul style="list-style-type: none"> ◆ To enable the students to segregate the objects according to the shape, colour and size. ◆ Recognition of numbers with their values. ◆ Understand and express numbers beyond ten in terms of tens and ones.

MONTH	CONTENT	OBJECTIVES
DECEMBER	BOOK-7 <ul style="list-style-type: none"> ◆ Pre numbers- high/low ◆ Colour - green ◆ Shape - cone ◆ Oral 1 - 100 ◆ Written recap 1 - 100 ◆ Skip count by 10's ◆ Number Name 11 - 20 ◆ Introduction to Addition 	<ul style="list-style-type: none"> ◆ Recognition of numbers with their values. ◆ To understand and identify the colour and shape in their surroundings. ◆ To develop their writing skills.
JANUARY	BOOK-8 <ul style="list-style-type: none"> ◆ Recap of pre number concepts ◆ Recap of colours and shapes ◆ Missing numbers (1-100) ◆ Introduction to time ◆ Introduction to Subtraction 	<ul style="list-style-type: none"> ◆ To develop sequential thinking. ◆ Understanding the value of numbers and correlating it with objects in the environment. ◆ To recognise and identify geometric shapes in the environment.
FEBRUARY	BOOK-8 <ul style="list-style-type: none"> ◆ Written 1-100 revision ◆ Skip count by 2's 5's 10 ◆ Number Name 11 - 20 ◆ Backward counting 10 - 1 	<ul style="list-style-type: none"> ◆ Practising the order of numbers forward and backward. ◆ Enhancing the observational skills.

MONTH	CONTENT	OBJECTIVES
MARCH	<ul style="list-style-type: none"> ◆ Recap of all the concepts taught ◆ Worksheets ◆ Maths Activity 	<ul style="list-style-type: none"> ◆ Asses the understanding of the concepts taught and the oral & written skills developed in the course of the entire session.

MONTH	CONTENT	OBJECTIVES
JULY	BOOK NO. 2 <ul style="list-style-type: none"> ◆ Family ◆ Home – different rooms and their uses ◆ Safety at home and on road ◆ Table Manners ◆ Importance of Health and Hygiene 	<ul style="list-style-type: none"> ◆ Inculcating social values and respect for the family members. ◆ Encourage the children to name the rooms and talk about the rooms in their home. ◆ Responsibility and respect towards each of them. ◆ Awareness about the importance of safety at home.
AUGUST	BOOK NO. 3 <ul style="list-style-type: none"> ◆ Our helpers ◆ My School ◆ Safety at school ◆ Good manners at school 	<ul style="list-style-type: none"> ◆ Inculcating social values and respect for community helpers. ◆ To recognize and the contribution made by them. ◆ Encourage the children to know about their school. ◆ Awareness about the safety rules at school.
SEPTEMBER	BOOK NO. 4 <ul style="list-style-type: none"> ◆ Seasons ◆ Times of a day 	<ul style="list-style-type: none"> ◆ To enable the children to know how nature works, day follows night and then day again. ◆ The cycle is same for all the seasons.

MONTH	CONTENT	OBJECTIVES
	<ul style="list-style-type: none"> ◆ Night sky, day sky ◆ Day time activities, night time activities ◆ Phases of moon 	<ul style="list-style-type: none"> ◆ To enable the children to know about the times of the day. ◆ To enable the child to know about the phases of moon.
OCTOBER	BOOK NO. 5 <ul style="list-style-type: none"> ◆ Plants ◆ Fruits and vegetables ◆ Germination ◆ Uses and care of plants 	<ul style="list-style-type: none"> ◆ To learn about the parts of a plant and flower. ◆ Identify the colours and structure of flowers. ◆ To understand that eating fruit and vegetables is an important part of a healthy diet.
NOVEMBER	BOOK NO. 5 <ul style="list-style-type: none"> ◆ Animals and their habitat ◆ Young ones ◆ Food they eat ◆ Sound of animals ◆ Uses of animals ◆ Care of animals ◆ Insects 	<ul style="list-style-type: none"> ◆ To enable the children aware of various animals, their homes, sounds they make, young ones and food they eat. Uses of animals. ◆ To inculcate kindness for animals. ◆ To improve their vocabulary. ◆ To enable the children aware of various insects.
DECEMBER	BOOK NO. 6 <ul style="list-style-type: none"> ◆ Water & air ◆ Uses of water and air ◆ Water cycle 	<ul style="list-style-type: none"> ◆ To understand about rain and weather concepts.

MONTH	CONTENT	OBJECTIVES
	<ul style="list-style-type: none"> ◆ Sources of water Water and air pollution 	<ul style="list-style-type: none"> ◆ To enable the children to know the uses of water and air . ◆ To enable the children to know the importance of outdoor and indoor games. ◆ To create awareness amongst children about air and water pollution
JANUARY & FEBRUARY	BOOK NO. 7 & 8 <ul style="list-style-type: none"> ◆ Indoor and outdoor games ◆ Our solar system ◆ Monuments of India ◆ Music instruments ◆ Festivals 	<ul style="list-style-type: none"> ◆ To create awareness amongst children about our national monuments and our national festivals. ◆ To enable the children to name the musical instruments.
MARCH	Recap and Questionnaire solving	

मास	विषय - सूची	उद्देश्य	संबंधित गतिविधियाँ
जुलाई	<ul style="list-style-type: none"> ❖ क वर्ग - क - ड तक का मौखिक व लिखित अभ्यास ❖ दो अक्षर के शब्द - एक, आग, खग, ईख का पठन ❖ कविता-आओ भाई आओ..... ❖ कहानी-बंदर और टोपी वाला 	<ul style="list-style-type: none"> ❖ व्यंजनों का परिचय एवं अभ्यास ❖ सही उच्चारण का अभ्यास ❖ लेखन कला में वृद्धि अभ्यास द्वारा ❖ कविता तथा कहानी के माध्यम से श्रवण शक्ति को सशक्त करना । 	<ul style="list-style-type: none"> ❖ व्यंजन गान ❖ सम्बन्धित कार्य
अगस्त	<ul style="list-style-type: none"> ❖ च वर्ग - च - ज तक का मौखिक व लिखित अभ्यास ❖ कविता - पानी बरसा छम - छम..... ❖ कहानी - लोभी कुत्ता ❖ दो अक्षर के शब्द 	<ul style="list-style-type: none"> ❖ व्यंजनों का परिचय एवं अभ्यास ❖ सही उच्चारण का अभ्यास ❖ लेखन कला में वृद्धि अभ्यास द्वारा ❖ कविता तथा कहानी के माध्यम से श्रवण शक्ति को सशक्त करना । 	<ul style="list-style-type: none"> ❖ व्यंजन गान ❖ सम्बन्धित कार्य
सितम्बर	<ul style="list-style-type: none"> ❖ टवर्ग - ट - ण तक का मौखिक व लिखित अभ्यास ❖ कविता - चंदा मामा दूर के..... ❖ कहानी - लालची लोमड़ी ❖ दो अक्षर के शब्द 	<ul style="list-style-type: none"> ❖ व्यंजनों का परिचय एवं अभ्यास ❖ सही उच्चारण का अभ्यास ❖ लेखन कला में वृद्धि अभ्यास द्वारा ❖ व्यंजनों का सही क्रम का ज्ञान 	<ul style="list-style-type: none"> ❖ व्यंजन गान ❖ सम्बन्धित कार्य

मास	विषय-सूची	उद्देश्य	संबंधित गतिविधियाँ
अक्टूबर	<ul style="list-style-type: none"> ❖ त वर्ग - त से न तक का मौखिक व लिखित अभ्यास ❖ कविता - लाला जी ने केला खाया ❖ कहानी - ईमानदार लकड़हारा ❖ तीन अक्षर शब्दों का पठन ❖ सरल वाक्यों का मौखिक अभ्यास - अब घर चल 	<ul style="list-style-type: none"> ❖ व्यंजनों का क्रमबद्ध अभ्यास ❖ पढ़ने का अभ्यास 	<ul style="list-style-type: none"> ❖ दो शब्दों का मौखिक अभ्यास ❖ संबंधित कार्य
नवम्बर	<ul style="list-style-type: none"> ❖ प से म तक का मौखिक व लिखित अभ्यास ❖ कविता - अभ्यास ❖ कहानी - बगुला और लोमड़ी ❖ तीन अक्षर के शब्द-कमल, मगर, फसल, सफल, मटर, बटन ❖ सरल वाक्यों का मौखिक अभ्यास 	<ul style="list-style-type: none"> ❖ संपूर्ण व्यंजनों का सही क्रमानुसार अभ्यास ❖ शब्दावली में वृद्धि ❖ शब्द मिलाकर पढ़ने का अभ्यास 	<ul style="list-style-type: none"> ❖ तीन अक्षर के शब्दों का अभ्यास ❖ संबंधित कार्य
दिसम्बर	<ul style="list-style-type: none"> ❖ य से ऋ तक मौखिक व लिखित अभ्यास ❖ कविता - अब तक करवाई गई कविताओं का पुनः अभ्यास 	<ul style="list-style-type: none"> ❖ स्वरों तथा व्यंजनों का पुनः अभ्यास ❖ शब्दावली में वृद्धि 	<ul style="list-style-type: none"> ❖ संबंधित कार्य

मास	विषय-सूची	उद्देश्य	संबंधित गतिविधियाँ
	<ul style="list-style-type: none"> ❖ कहानी - सूर्य तथा हवा ❖ चार अक्षर के शब्दों का परिचय - गरदन, उपवन, बचपन, मलमल, हलचल, खटमल, थरमस, जलचर 		
जनवरी	<ul style="list-style-type: none"> ❖ क - ज्ञ तक मौखिक व लिखित अभ्यास ❖ दो, तीन एवं चार अक्षर के शब्दों व सरल वाक्यों का मौखिक अभ्यास ❖ कहानी - शेर और चूहा 	❖ शब्दावली में वृद्धि	❖ शब्द बनाओ और पढ़ो
फरवरी	<ul style="list-style-type: none"> ❖ करवाए गए स्वरों एवं व्यंजनों का पुनराभ्यास ❖ सरल वाक्यों को पढ़ने का अभ्यास 	❖ शब्दों को मिलाकर पढ़ने का अभ्यास	


ART AND CRAFT





MONTH	CONTENT	MONTH	CONTENT
JULY	<ul style="list-style-type: none"> ◆ House craft ◆ Stick drawing (family) ◆ Family frame ◆ Rainy scene 	NOVEMBER	<ul style="list-style-type: none"> ◆ Insects finger printing ◆ Paper folding (pet animals) ◆ Wild animals pattern drawing ◆ Children's day craft
AUGUST	<ul style="list-style-type: none"> ◆ Independence Day drawing (flag) ◆ Helpers tool drawing ◆ Rakhi craft ◆ Janmashtami craft 	DECEMBER	<ul style="list-style-type: none"> ◆ Christmas craft ◆ Water cycle craft ◆ Indoor and outdoor activity
SEPTEMBER	<ul style="list-style-type: none"> ◆ Day and Night scene drawing ◆ Craft phases of moon ◆ Four seasons paper tree craft ◆ Teachers' day craft 	JANUARY	<ul style="list-style-type: none"> ◆ National symbols drawing ◆ Musicals instrumental drawing ◆ Lohri craft
OCTOBER	<ul style="list-style-type: none"> ◆ Fruit and vegetables drawing ◆ A farmer plants a seed drawing ◆ Dusshera craft 	FEBRUARY & MARCH	<ul style="list-style-type: none"> ◆ Free hand drawing

POTTERY





MONTH	CONTENT
JULY	♦ My house
AUGUST	♦ Helpers' tools-Hammer / stethoscope ♦ Janmashtami - flute
SEPTEMBER	♦ sun ♦ moon
OCTOBER	♦ rose flower ♦ diya making
NOVEMBER	♦ Animal - elephant ♦ Insects - ant
DECEMBER	♦ Star ♦ Red hen
JANUARY & FEBRUARY	♦ National game-Hockey ♦ Musical Instruments-Tabla





COMMUNICATION SKILLS





MONTH	CONTENT
JULY	<p>Q.1. What are the different rooms in your home ? Ans. bedroom room, living room, kitchen, bathroom.</p> <p>Q.2. Name few things we see in a bedroom ? Ans. bed, pillow, window, curtain.</p> <p>Q.3. Where does Mumma cook food ? Ans. Mumma cooks' food in the kitchen.</p> <p>Q.4. Where do we take bath ? Ans. We take bath in the bathroom.</p> <p>Q.5. How are the types of family ? Ans. Big and small family.</p> <p>Q.6. Is your family big and small ? Ans. My family is</p> <p>Q.7. What do you use when you go out in rain ? Ans. I use an umbrella.</p> <p>Q.8. Which bird dances in the rainy season. Ans. A peacock dances in the rainy season.</p> <p>Q.9. What colour clouds you see in the rainy season ? Ans. I see black colour clouds.</p> <p>Q.10. What are the colours of a rainbow ? Ans. Violet, indigo, blue, green, yellow, orange and red.</p> 
AUGUST	<p>Q.1. Who makes cakes and pastries for you ? Ans. A baker bakes cakes and pastries.</p>

MONTH	CONTENT
	<p>Q.2. Who cuts your hair ? Ans. A barber cuts our hair.</p> <p>Q.3. Who mends your shoes ? Ans. A cobbler mends our shoes.</p> <p>Q.4. Can you name our health helpers ? Ans. Doctors and nurse are our health helpers.</p> <p>Q.5. Who looks after health of the animals. Ans. A Vet looks after health of the animals.</p> <p>Q.6. Who build our house ? Ans. A mason builds our house.</p> <p>Q.7. Who give us medicines ? Ans. A chemist gives us medicines.</p> <p>Q.8. Which helper puts out the fire ? Ans. A firefighter puts out the fire.</p> <p>Q.9. Who sell vegetables ? Ans. A green grocer sells vegetables.</p> <p>Q.10. Who repair the leaking taps of our house ? Ans. A plumber repairs the leaking taps of our house.</p> <p>Q.11. Who treats you when you have a toothache ? Ans. Dentist</p> <p>Q.12. What is the name of your principal ? Ans. Ms. Geeta Kapur Ma'am</p> <p>Q.13. What is the name of your school ? Ans. The name of my school is Pragati Public School</p> <div data-bbox="1317 199 1921 507">  </div> <div data-bbox="1176 622 1317 813">  </div> <div data-bbox="1512 574 1870 917">  </div> <div data-bbox="1624 989 1848 1268">  </div>


MONTH	CONTENT
SEPTEMBER	<p>Q.1. Name the autumn months ? Ans. September to November are the autumn months.</p> <p>Q.2. Which seasons comes between winter and summer ? Ans. Spring</p> <p>Q.3. What types of clothes we wear during summer ? Ans. Cotton clothes.</p> <p>Q.4. What types of clothes we wear during winter ? Ans. Woolen clothes.</p> <p>Q.5. During which season flowers blossom ? Ans. Spring season.</p> <p>Q.6. In which season trees loose their leaves ? Ans. Autumn season</p> <p>Q.7. Which season has longest day and shortest night ? Ans. Summer</p> <p>Q.8. Which season has shortest day and longest night ? Ans. Winter</p> <p>Q.9. Name the different seasons. Ans. Spring, summer, rainy, autumn, winter.</p> <p>Q.10. When do we see moon and stars ? Ans. We see moon and stars at night.</p> <p>Q.11. How many days are there in a week ? Ans. There are 7 days in a week, Monday, Tuesday, Wednesday, Thursday, Friday, Saturday, Sunday.</p> <p>Q.12. How many colours are there in a rainbow ? Ans. Seven colours-Red, orange, yellow, green, blue, indigo, violet.</p>

MONTH	CONTENT
	<p>Q.13. What are the weekend days ? Ans. Saturday, Sunday</p> <p>Q.14. What is the name of your country ? Ans. Our country name is India.</p> <p>Q.15. Name the capital of India ? Ans. The capital of India is New Delhi.</p> <p>Q.16. Who is the Prime Minister of India ? Ans. Shri Narendra Modi is the Prime minister of our country.</p> <p>Q.17. Who is the President of India ? Ans. Shri Ramnath Kovind is the president of India.</p> 
OCTOBER	<p>Q.1. Which part of the plant we cannot see ? Ans. Roots</p> <p>Q.2. Name the few underground vegetables. Ans. Potato, ginger, raddish.</p> <p>Q.3. Name the few pulpy fruits ? Ans. Mango, banana</p> <p>Q.4. Name few citrus fruits. Ans. Orange, sweet lime</p> <p>Q.5. Name plants with a soft stem. Ans. Mint, Tulsi</p> <p>Q.6. Which part of plant is sweet to smell ? As. Flowers</p> <p>Q.7. Name the fruit which has one big seed ? Ans. Mango</p>   

MONTH	CONTENT
	<p>Q.8. Which vegetable is called the king of the vegetables ? Ans. Brinjal is the king of vegetables.</p> <p>Q.9. Name the vegetables which grow under the soil Ans. Turnip, potato, radish, sweet potato, carrot grows under the soil.</p> <p>Q.10. Name the vegetables which grow on the stem of the plant. Ans. Cucumber, brinjal, tomato, ladyfinger, capsicum and green chillies</p> <p>Q.11. Name the leafy vegetables ? Ans. Spinach, mint, fenugreek are leafy vegetables.</p> <p>Q.12. What all does a plant need to grow ? Ans. Air, light, water, soil, space</p>  
NOVEMBER	<p>Q.1. Who is the king of jungle ? Ans. Lion is the king of jungle.</p> <p>Q.2. What is Jim Corbett Park famous for ? Ans. It is famous for tigers.</p> <p>Q.3. Name the animal which carries baby in its pouch ? Ans. A Kangaroo carries baby in its pouch.</p> <p>Q.4. Which is the tallest animal ? Ans. Giraffe is the tallest animal.</p> <p>Q.5. Should we keep birds in a cage ? Ans. No, we should not keep birds in a cage.</p> <p>Q.6. Name 3 parts of an insect ? Ans. Head, thorax, abdomen</p> <p>Q.7. How many legs does an insect have ? Ans. An insect has 6 legs.</p>  

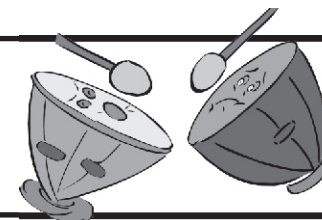
MONTH	CONTENT
	<p>Q.8. Which insects has 8 legs ? Ans. A spider has 8 legs</p> <p>Q.9. Name the animal that hop ? Ans. Rabbit, Kangaroo and Frog are the animals that hop.</p> <p>Q.10. Name the animal which has a hump on its back ? Ans. The camel has a hump on its back.</p> 
DECEMBER	<p>Q.1. Name a few sources of water ? Ans. rivers, lake, ponds, ocean, and sea.</p> <p>Q.2. Tell few uses of water ? Ans. water is used for drinking, cooking, washing, cleaning, bathing</p> <p>Q.3. Explain the water cycle ? Ans. water evaporates due to sunlight, it goes up and forms as cloud, falls as rain and come back to the sea/river.</p> <p>Q.4. Why do we need air ? Ans. We need air to breathe.</p> <p>Q.5. How can we save water ?</p> <p>Q.6. How can we clean the air ?</p> 
JANUARY & FEBRUARY	<p>Q.1. Name two indoor game ? Ans. Ludo, snakes and ladder.</p> <p>Q.2. Name two outdoor game ? Ans. Football, cricket</p> <p>Q.3. Name two sports that needs racquets ? Ans. Tennis and badminton</p>  

MONTH	CONTENT
	<p>Q.4. How many players are there in a cricket team ? Ans. There are 11 players in a cricket team.</p> <p>Q.5. Name two sports that need balls. Ans. Football, basketball.</p> <p>Q.6. Name one sport played on a court ? Ans. Tennis</p> <p>Q.7. Where is Golden Temple situated ? Ans. The Golden Temple situated in Amritsar.</p> <p>Q.8. The monuments red fort and Akshardham situated in which place ? Ans. The monuments red fort and Akshardham situated in Delhi.</p> <p>Q.9. Which festival is known as festival of colours ? Ans. Holi is the festival of colours.</p> <p>Q.10. How many planets are there in our solar system ? Ans. There are 8 planets in the solar system.</p> <p>Q.11. Name the planet which is closest to the sun ? Ans. Mercury</p> <p>Q.12. Name the red planet Ans. Mars</p> <p>Q.13. Name the planet whose rings are the biggest and brightest. Ans. Saturn</p> <p>Q.14. Name the hottest planet. Ans. Venus</p>
MARCH	Recap and Questionnaire solving




MUSIC AND DANCE

MONTH	CONTENT
JULY	♦ I love the Pit Pit Patter of the raindrops
AUGUST	♦ Doe a deer ♦ Achutam keshavam
SEPTEMBER	♦ The more we get together
OCTOBER	♦ Diwali song
NOVEMBER	♦ Una paloma blanka ♦ Skidama Dinka do
DECEMBER	♦ This little guiding light of mine ♦ Jingle bells
JANUARY	♦ Deep deep down the ocean ♦ Saare Jahan se acha
FEBRUARY & MARCH	♦ We are the world



PHYSICAL EDUCATION

MONTH	CONTENT	MONTH	CONTENT
JULY	<ul style="list-style-type: none"> ◆ Throw and catch ◆ Yoga Postures 	NOVEMBER	<ul style="list-style-type: none"> ◆ Balancing and hopping on one foot ◆ Game : Throw clap and catch
AUGUST	<ul style="list-style-type: none"> ◆ Skipping, catching, throwing and kicking the ball ◆ Yoga Postures 	DECEMBER	<ul style="list-style-type: none"> ◆ Obstacle course ◆ Yoga Postures
SEPTEMBER	<ul style="list-style-type: none"> ◆ Meditation ◆ Breathing exercises ◆ Yoga Postures 	JANUARY	<ul style="list-style-type: none"> ◆ Learning with Hula hoops ◆ Bouncing/dribbling a ball
OCTOBER	<ul style="list-style-type: none"> ◆ Balancing and coordination ◆ Game : Balance beam ◆ Lemon and spoon race 	FEBRUARY & MARCH	<ul style="list-style-type: none"> ◆ Zigzag sprinting 