



PRAGATI PUBLIC SCHOOL
SUMMER HOLIDAY HOMEWORK

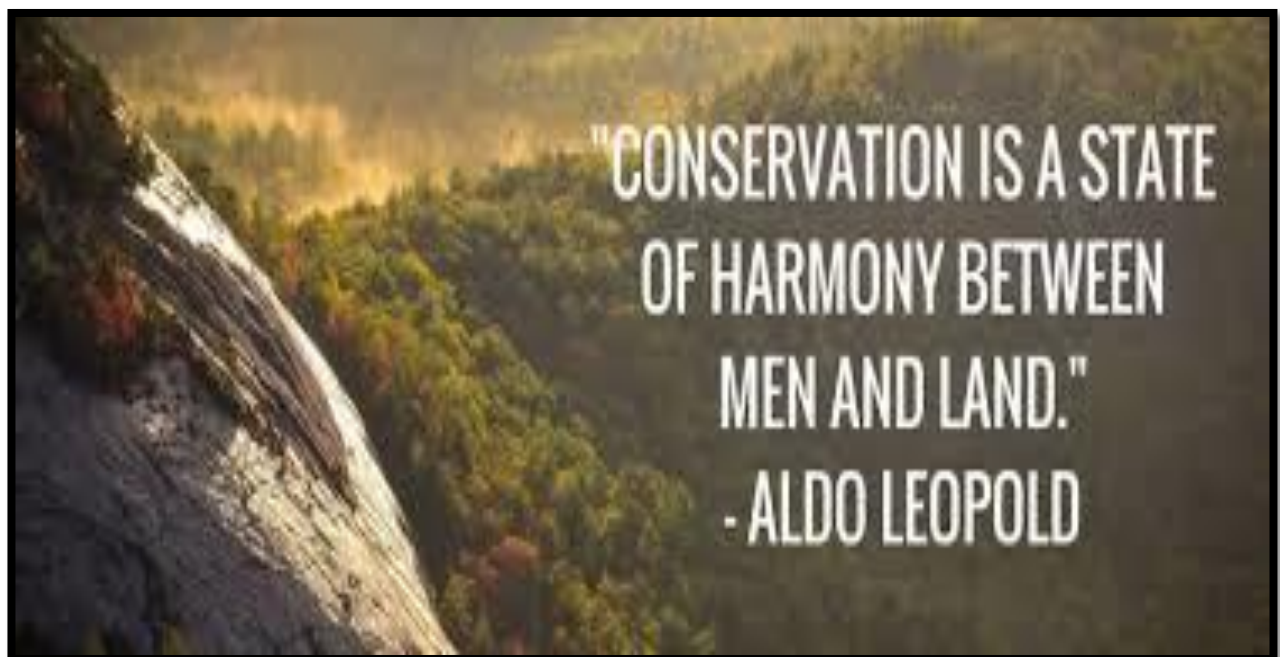
CLASS: V (2022-23)



We all live on planet earth, which is the only planet known to have life.....Mother Earth is the womb of the sustaining power of humanity. We are nurtured by the healthy condition of Mother Earth. In humans, if the mother is ailing, the child suffers. In the womb, the child is helpless. But in our case, it is the mother who is helpless. We, humans are the cause of the ailing planet. We are deteriorating natural resources, diminishing forests and wetlands, depleting underground water for our own selfish requirements. The consequences are loss of biodiversity, erosion of soil, rapid extinction of some important animal species, collapse of fisheries, rising air and water pollution, rise in atmospheric temperature, thinning of ozone layer, regular shortage of fresh drinking water, vanishing plants etc. The Earth is in trouble

because of the way the modern man has treated Her and for some reason it seems that much of it has to do with human arrogance rather than ignorance. Even though science and technology have radically altered the terms of adaptations to the nature, we still need to adapt to the environment and our MOTHER EARTH. We cannot and must not ignore the cries of our planet to restore a more harmonious relationship with nature, nor must we lose the opportunity to work harmoniously with each other for common good.

Keeping all these problems and issues in mind, we have taken "CONSERVATION OF NATURAL RESOURCES" as the theme for our Summer Holiday Homework. It will help our children to use their optimum energy, support sustainability, develop sensitivity, inspire and aware the community towards the need to protect and preserve the natural assets of our Mother Earth. Let's all pledge to protect our planet from 'Heavy Hands of Humankind' and implant green thoughts to make our lives a blessing for the earth.





INSTRUCTIONS

- All homework is to be done on A4 size coloured sheets and compiled in a folder. Design an attractive cover for your file.
- The written part should be neatly presented in your own handwriting or printed (if the instructions have been given regarding the same).

A) Water In Literature

Prepare your own Water Book using white A4 size sheets and paste dark and light blue glaze paper at the bottom of each sheet to give wave effect. Design an attractive cover page for your Water Book. Your Water Book is now ready for writing articles. It must have an index. The below topics can be chosen:

- Amazing facts related to importance of water.
- Current Affairs related to water conservation.
- Prepare a poster highlighting the importance of water.
- Compose a poem on water.
- Vocabulary related to water.
- Dialogue Writing: There is a lack of adequate drinking water supply in your area. Discuss the matter with your cousin and write at least 8-10 dialogues each between you and your cousin discussing about the water scarcity, its availability and usage of water in his area. Make your dialogues interesting and humorous. You can draw, cut and paste pictures.

- Find out information and write two ways by which water can be your friend and a foe.
- List a few causes of how water can be a foe.
- Also list a few measures of how we can prevent water from becoming our foe.

B) Story Stroll:

Imagine that you are a magical river and have lots of beautiful and colourful fishes and a variety of flowering plants living in your water. Your banks are a beautiful sight to the eyes with green grass and trees along with a variety of plants. Name yourself and prepare a colourful story stroll. Write about your emotions on being a river and about the beauty of your surroundings as well as about the exotic fishes and plants living in your water. Mention your plight on being polluted. Paste/draw colourful pictures related to your description.

C) Reading Time:

Newspapers do not only inform us; they influence us, educate us, and enlighten us.

Read the newspaper daily. Collect at least 5 articles based on the theme 'Natural Resources'. Underline the NOUNS with red, VERBS with blue, ADJECTIVES with orange and ADVERBS with green colour in these articles. Find out the meaning of difficult words and frame sentences also. Paste these articles on A4 size sheets.

D) Reading and Writing Time:

Enjoy reading the following books:

Oliver Twist by Charles Dickens

The Blue Umbrella by Ruskin Bond

Write about your favourite character in 100 to 120 words. Describe what do you like from the story and why?

E) Movie Time:

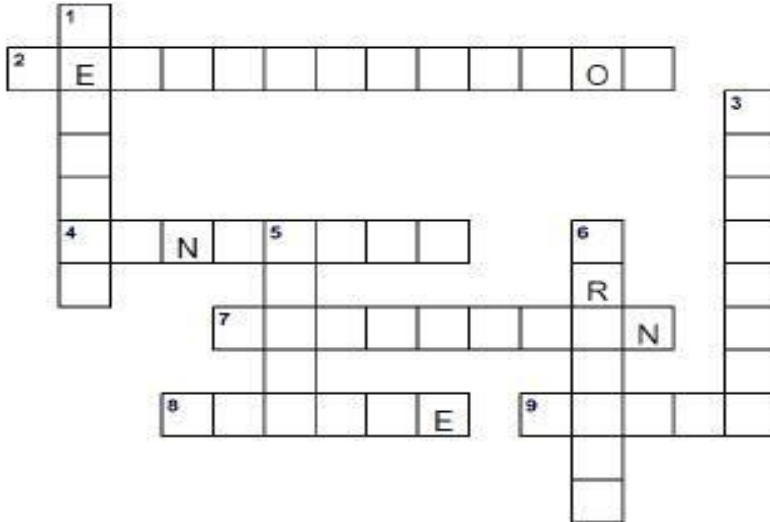
Watch the movie “Robinson Crusoe” and write down the summary in about 200 words on A4 size colour sheet.

F) CROSSWORD

ENVIRONMENT



Using the Across and Down clues, write the correct words in the numbered grid below.



ACROSS

2. the act of cutting down or burning trees in a area
4. an area of land where large amounts of waste material are buried under the earth
7. something making land, water or sky dirty
8. to make less rubbish
9. to use something again

DOWN

1. to treat things that have already been used so they can be used again.
3. to keep safe from injury, harm, or destruction
5. a large number of water covering an area that is usually dry
6. to watch and help an animal or the environment

हिंदी



1 प्राकृतिक संसाधनों से संबंधित ए3 साइज शीट पर चित्र सहित एक परियोजना तैयार करें और रंगों का प्रयोग कर उसे आकर्षक भी बनाइए।

“मानव जीवन प्राकृतिक संसाधनों पर निर्भर है”

2 इस पंक्ति को ध्यान में रखते हुए प्राकृतिक संसाधनों पर एक नारा (स्तोत्र) ए4 साइज शीट पर लिखिए और रंगों का प्रयोग करते हुए उसे आकर्षक बनाइए।

वृक्ष, हवा, धरती और जल,
ये हैं हमारी जरूरतें हर पल।



वृक्ष



हवा



धरती



जल

3 “वृक्ष” हमारे जीवन के सच्चे साथी है और इनसे हमें जीवन मिलता है। वृक्षों का महत्व बताते हुए 80 से 100 शब्दों में एक अनुच्छेद लिखिए।

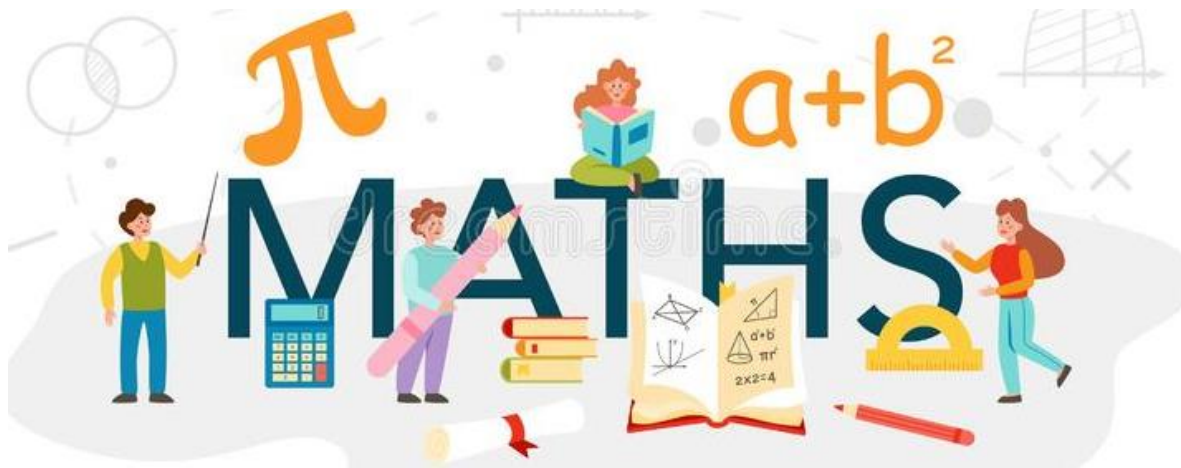


“जल ही जीवन है”

4 जल को बचाने के कुछ उपाय ए4 साइज शीट पर लिखिए और रंगों का प्रयोग कर उसे आकर्षक बनाइए।



5 प्रतिदिन एक सुविचार कॉपी में लिखिए और उसे याद कीजिए।



1. Paste picture of any 5 mountains in scrap book and also write their height and arrange them in ascending and descending order.




2. Write the length of any 10 longest rivers of the world in scrap book, and also write their length in words (number name) in both the number system. (Indian and International number system)




3. Make pictographs of any two wildlife centuries giving information about the number of animals reserved in those centuries in scrap book.

4. Make a model of any Dam/Wind mill using different geometrical shapes.



5. Do the worksheet of chapter -1 Place Value of your Mental Maths book in book only.



A.) PROJECT WORK

You are alarmed at the way your city has changed in the recent years.

- (i) Look around in your neighbourhood and make a list of at least five malpractices that cause air, water and land pollution in your locality (on A-4 sheet).
- (ii) Make a poster on such malpractices and also suggest the possible remedies to overcome such practices. Paste /Draw related pictures to make it more presentable (on A-3 sheet/chart paper).

OR

Wild life sanctuaries in India have been extremely successfully in conserving the wildlife of India

They are the ideal place of witness the imposing beauty of the forest and their endless range of wildlife.

- (i) Make a list of some top wild life sanctuaries in India and the years when they were established.**
- (ii) Make a list of five endangered animals and mention the wildlife sanctuaries in which they are found. Write about their habitats, food habits and explain why they have become endangered. Paste pictures of these endangered animals. (in a scrap book)**

(B) (i) Collect Information about water situation in your city from the newspaper. Paste the cuttings on A4 sheet. What can you contribute as a student to conserve water (write at least 5 ways)?

ii) Use water bill and find out the consumption of water per person in your family. Research and compare the consumption of water of four different families (on A-4 sheet)

C) Most of the electricity we use is made by burning coal. Therefore, saving electricity means saving the natural resource coal. Make 5 -8 rules for saving electricity at home. (On A 4 size sheet)

(D)Sunderlal Bahuguna led a movement to protect trees from being cut down in forests. Find out how the people led by him prevented the cutting down of forests. What was the movement called?

Write a report on the same. (About 100 to 150 words and on an A4 size sheet)

संस्कृतम्

Note:- संपूर्ण ग्रीष्मावकाश गृहकार्य संस्कृत की पुस्तिका में कीजिए ।

1. 10 खाद्यपदार्थों के नाम संस्कृत में सचित्र लिखें ।
2. 10 फलों के चित्र बनाकर/चिपकाकर संस्कृत में नाम लिखिए ।
3. अपने परिवार के सदस्यों के नाम संस्कृत में लिखिए चित्र लगाकर ।

जैसे :- दादा - पितामह

दादी - पितामही

पिता -

माता -

स्वयं -